



Audipack®

Inspiration & Productguide

AV products for professionals

2024



Audipack.
It's great to have solutions...



About us

Making products is in our DNA.
Creating new solutions for our clients challenges. Investigating new materials, production methods; what ever it takes to get to our common goal.

Therefore Audipack is the right brand for a seamless integration of standard and custom made presentation products in many branches.

For almost 40 years now the Audipack products such as projector and flatscreen accessories, flightcases and interpreter booths are proven to be standards. Audipack products can be recognized in PRO-AV, AV-Rental, in-store communication, narrowcasting, marine and home cinema applications.

All Audipack products are designed and manufactured in-house in The Netherlands in 3 different production facilities; hand-made, with craftsmen.

All products are designed and built according European standards and quality norms.

Contact details:

Industriestraat 2
2751 GT Moerkapelle
The Netherlands
Tel: +31 79 593 1671
Sales: audipack@audipack.com
Support: support@audipack.com
www.audipack.com



Audio Solutions	3
Soundbar audio solutions for flat panels	5

Professional rental & interchangeable brackets	8
---	----------

FLEX-800, multi-screen solutions	9
---	----------

Floorstands & supports	
700 series floor stands	16
800 series floor stands	24
900 series floor stands	28
1000 series floor stands.....	36
Height adjustable floor stands	40

Trolleys	
Large screen trolleys	44
FP Liftomatic, Rental presentation solutions	47
Atlas, Trolleys with integrated audio	51
Height adjustable (touch) trolleys	54
Multi-media trolley	58

Video wall Solutions	
Mobile video wall trolleys	60
Videowall mounting solutions	64

Led wall solutions	69
Custom LED solutions.....	70
Mobile led wall trolleys.....	71
Led wall mounting systems	76

Mounting solutions	
Table stands and mounts	77
Wall mounts	79
Wall arms	81
Ceiling mounts.....	85
Ceiling to floor solutions.....	91
Ceiling to floor with integrated audio	94
Column mounts	96
Truss mounts.....	98

Lift systems	
Wall mounted lift systems	101
Wall panel lift system	105
Pop up lift systems	107
Fold down ceiling lift systems	111
Vertical lift systems	119

Housings & kiosks	
Indoor housings.....	120
Outdoor housings.....	128
Outdoor totems	134
Indoor totems	138

Video conference solutions	
Video conference	140
Camera pop-up lift systems	144
Video conference furniture	145
Videoconferencing trolley	146
Camera ceiling lift systems.....	147

Projector-solutions	
Projector mounts	148
Universal ceiling mounts	153
Quick-release ceiling mounts.....	155
Vertical/portrait ceiling mounts	157
Truss mounts.....	159
BJ-PRO rental ball-joint.....	163
Short throw wall arms	165

Stacking solutions	
Stack- and rigging frames	167
PSF stack-frames	168
Classic stack-frames	169

Housings	
Projector housings	170
Projector Silencer.....	177

Lift systems	
Ceiling lift systems	178
Mirror-Kit projection systems	188
Pop up Lift system.....	192
Liftomatic® rental systems	194

Rotation systems	
Rota-Kit®, rotate your projector	200

Flightcases and transport cases	
Flightcases and transport cases	204

Silent series interpreter booth	
Silent series interpreter booth	211

AV furniture	
AV furniture.....	217

Specials & projects	
Specials & projects	221



Audipack - *your partner, whatever the application*

Digital signage



Education



Home cinema



Marine



Professional AV



Video conference



Rental



Conference

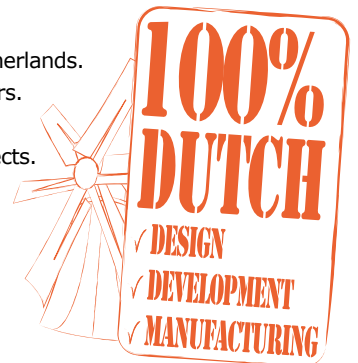


Staging



Did you know that...

All Audipack products, whether standard or custom built, are designed and manufactured in-house in the Netherlands. Our products are developed in conjunction with our clients to meet the needs of AV professionals and end users. They are designed for ease of use and durability for many years. Audipack manufacture high quantity standard products or unique made-to-measure pieces for individual projects. Many products are CE, EMC tested and TUV approved to meet safety regulations. Audipack also offers a 3 to 5 year factory warranty on all products.*



*Warranty conditions are available on requested and are stated in our general conditions of sale. All dimensions and weights are approximate, and should not be used for specifications. The general terms and conditions of sale and delivery are as registered in the trade register at the Chamber of Commerce of Gouda under no. 29031068 and the District Court of Rotterdam under no. 369/92 are applicable to all our deliveries.



Audio solutions

Sound and Design

Audio solutions

Perfect audio add-on solution for flat panels and video / LED walls. Design audio solutions to integrate speakers visually less obtrusive in public areas.



Professional *audio solutions*



Wall mounted soundbar with 84" screen

The perfect audio add-on for any screen of any size videowall

Finding a fitting solution like this is normally quite a quest to find, but Audipack manufactures custom built soundbars and audio solutions to fit any screen, presentation assembly or videowall.

The main advantage is that these speaker solutions are custom built for any application and provides mounting features to any Audipack related product. No need to install more components than needed and save time by simply combining products that match each other.



Think smart, be quick.

No more unnecessary work with the Audipack soundbar with System 55 add-on. Use the Audipack soundbar as central hub for AV connectivity. Insert System 55 connections and control your media via the soundbar and save time and costs in labor and constructional installations. The S551 / S552 / S553 add-on provides a single, double or tripple mounting chassis in the speaker for System 55 Functionality.



Options

- ▲ **Custom sizes in length and output**
- ▲ **Wall mounts**
- ▲ **Mounts to all Audipack presentation systems**
- ▲ **Stereo mini amplifier**





SOUNDBAR FOR FLAT PANELS



LST PASSIVE SLIM STEREO SOUNDBAR



Ref	LST-XXXXSB
Dimensions in mm	W (screen) x D 70 x H 90
Standard power	2 x 30 Watt RMS at 8 Ohm
Optional	2 x 60 Watt RMS at 8 Ohm
Frequency	120 Hz - 20 KHz
Connection	wire connect with internal connector
Colour	Black front & sides with aluminium body
<i>The LST soundbar is made to match the screen, XXXX refers to the screen width in mm. Use in combination with the LSH-80SW for an optimum sound experience.</i>	



The LSH soundbars are manufactured for every brand, please refer to the Audipack website & price list for an updated product list.

LSH PASSIVE SLIM STEREO SOUNDBAR



Ref	LSH-XXXXSB
Dimensions in mm	W (screen) x D 143 x H 147
Standard power	2 x 30 Watt RMS at 8 Ohm
Optional	2 x 60 Watt RMS at 8 Ohm
Frequency	70 Hz - 20 KHz
Connection	wire connect with internal connector
Colour	Black front & sides with aluminium body
<i>Although not needed, use in combination with the LSH-80SW for an optimum sound experience. The LSH soundbar is made to match the screen, XXXX refers to the screen width in mm.</i>	



The LSH soundbars are manufactured for every brand, please refer to the Audipack website & price list for an updated product list.

AUDIPACK SYSTEMS 55 ADD-ON FOR SOUNDBARS



Ref.	LST-XXXXSB-S55
	LST-XXXXSB-S551 With 1 System 55 feature
	LST-XXXXSB-S552 With 2 System 55 feature
	LST-XXXXSB-S553 With 3 System 55 feature
Ref.	LSH-XXXXSB-S55
	LSH-XXXXSB-S551 With 1 System55 feature
	LSH-XXXXSB-S552 With 2 System55 feature
	LSH-XXXXSB-S553 With 3 System55 feature
<i>Compatible with Crestron, Extron, Neets, Gira, Jung, Control4 Equipment not included.</i>	



LINE ARRAY SPEAKER SYSTEM (STACKABLE)



To complement the experience...

Profile speakersets can be made in any screen height, from screen, to videowall to LED wall. Using the same build technique and build quality assures of a perfect fitting audio solution with an impressive sound image. Available in LSH and LST build size.

PROFILE SPEAKER SET (CUSTOM-BUILT)



Ref.

LSH-XXXXPR

Dimensions in mm	W 147 x D 143 x H XXXX (height screen)
Max power	2 x 30 Watt RMS at 8 Ohm
Connections	wire connect & banana plug
Colour	Anodized aluminium with black or white speaker front



The Profile speaker set is a vertical orientated speaker set made to match the height of larger screens and videowalls. Internal speaker technology is based on the LSH soundbar systems. The Profile speaker is installed on each side of the screen and is available in 2 x 30 Watt and 2 x 60 Watt. Custom powered versions on request.

Check the Audipack website & price list for an updated product list.



ACCESSORIES

STEREO MINI AMPLIFIER

For:
LSH-UFO
LSH Soundbar
LSH Profile




Ref. 491026
Max. power 2 x 20 watts @ 8 Ohm
1x 40 watts @ 8 Ohm

ACTIVE SUBWOOFER



Ref. LSH-80SW
Max. power 80 Watt
Connection 2 x cinch, wire connect & banana plug
Power supply 100-230 VAC

MOUNTING SOLUTIONS



Ref.
Mounting interface

Wall mount set
LSH-SBWM (set of 2)
M6

Wall mount set
LST-SBWM (set of 2)
M6

SOUNDBARS TO FLOOR STAND INTERFACE



Ref.
Interface for LSH soundbar
Ref.
Interface for LST soundbar

LSH-FS700
400 & 600 mm
LST-FS700
400 & 600 mm

LSH-FS800
400 & 600 mm
LST-FS800
400 & 600 mm

LSH-FS900
400 & 600 mm
LST-FS900
400 & 600 mm

Professional rental & interchangeable brackets

Special for flat panels that are installed temporarily to products of interchangeable with other screens are often equipped flat panel brackets with L&S5® mounting interface.

The L&S5 interface makes cross-rental and switches screens safe, quick and easy.

The brackets are extra sturdy and suitable for installing in landscape or portrait mode. Build for long lasting rental applications.

UNIPLATFIX PRO (UNIVERSAL FLAT PANEL BRACKETS)



Lock the bracket with the optional lock
Ref.: 230052 (numeric) **230045** (key)

Ref.
 Max. bracket dimensions (mm)
 Mounting range (mm)



UFPRO-6040
 W670 x H450 x D35
 600 x 400



UFPRO-9060
 W964 x H658 x D35
 900 x 600



ULTRA SLIM LED MOUNT MULTI-VESA

An Ultra slim LED mount with a multi VESA mounting pattern.
 Special made for the ultra thin LED screens.




UFPRO-V400
 100, 200, 300 & 400
 100, 200, 300 & 400

UFPRO-V600
 100, 200, 300 & 400
 100, 200, 300 & 400



390814
 75, 100 & 200
 75, 100 & 200



Ref.
 VESA width
 VESA height

VESA FLAT PANEL BRACKETS

Available in different VESA sizes to match any flat panel with VESA 75, 100, 200, 400 and 600 mounting pattern.



Ref.	390831	392565	392579	390845	392541	390689	392561
VESA width	600	300	300	400	600	800	800
VESA height	200	200	300	400	400	400	400
Screw diameter	M6	M6	M6	M6, M8	M6	M6	M8



FLEX-800®


series **THE ULTIMATE MONITOR FIXATIONS**

The Audipack Flex-800® series,

*a range of products that offers perfect solutions
for Broadcast, AV and CCTV installations.*




Let us *inspire* you.....





Flexible, modular

and **Innovative!**



FLEX-800®, the ultimate monitor fixation

Audipack introduces "the ultimate FLEX-800® solution for flat screens" for all possible configurations.

The impossible becomes an easy task with the new FLEX-800® series. The FLEX-800® series offers flexible mounting solutions for flat screens on floor stands, trolleys, wall mounts, ceiling mounts etc.

Due to the flexibility of the FLEX-800® system, you can build any desired configuration. From a simple 2x1 to 7x3 configurations. Choose from the various components and the installation is a matter of minutes.

The unique feature of this product is the comprehensive suite of components which also are compatible with the Audipack 700, 800 and 900 series floor stands.

Wall fixations, stand-alone units in broadcast studio's, multiviewers or CCTV rooms. The system is ideal for permanent installation, but also for rental.

Modular and flexible; that's what FLEX-800® series means to you.

- ▲ **Fast and easy installation**
- ▲ **Quick flat panel installation and removal**
- ▲ **Flexible with many components**
- ▲ **Compatible with 700, 800 and 900 series**

FLEX-800® MOUNTING BARS



Including 2 cable clips
ref. **FLEX-1845** per meter

Ref.	FLEX-1800-XXXX
Dimensions	W 120 x D 60 x L custom
Length in mm	1500 - 2000 mm
Ref.	FLEX-1801-XXXX
Dimensions	W 120 x D 60 x L custom
Length in mm	2001 - 2500 mm
Ref.	FLEX-1802-XXXX
Dimensions	W 120 x D 60 x L custom
Length in mm	2501 - 3000 mm
Ref.	FLEX-1803-XXXX
Dimensions	W 120 x D 60 x L custom
Length in mm	3001 - 6000 mm

Order example for a bar of 2400 mm: FLEX-1801-2400

FLEX-800® CONNECTION SET FOR MOUNTING BARS



Ref. FLEX-1810
 Connect multiple mounting bars to get the desired length.



FLEX-800® END CAPS FOR MOUNTING BARS



Ref. FLEX-1812
 Set of 2 black end caps for a neat finish of the ends of the mounting bar.



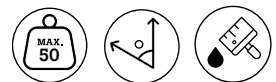
FLEX-800® MOUNTING ARMS TO CONNECT TO MOUNTING BARS



Ref. 391815
 Dimensions in mm W 250 x H 288 x D 50
 Mounting interface L&S3 - L&S5



Ref. 391818
 Dimensions in mm H 305 x W 39 x D 75
 Mounting interface VESA 200
 Tilt adjustment 0 - 30 °



Set of 2 brackets. Direct installation on FLEX mounting bar



Ref. 391819
 Dimensions in mm H 520 x W 40 x D 50
 Mounting interface VESA 200 - 500



Set of 2 brackets. Direct installation on FLEX mounting bar



Ref. 391820
 Dimensions in mm H 520 x W 50 x D 75
 Mounting interface VESA 200 - 500
 Tilt adjustment in degrees 0 - 30 °



Set of 2 brackets. Direct installation on FLEX mounting bar



Ref. 391821
 Dimensions in mm H 620 x W 39 x D 50
 Mounting interface VESA 300 - 600








Set of 2 brackets. Direct installation on FLEX mounting bar



FLEX-800® WALL MOUNT FOR HORIZONTAL MOUNTING BAR




Ref.	FLEX-1840	
Dimensions	H 250 x W 250 x D 70	  
Tilt adjustment	0 - 5- 10 °	
Ref.	FLEX-1841	
Dimensions	H 250 x W 250 x D 70	 
Fixed mount		




FLEX-800® X-CONNECTION TO AUDIPACK COLUMNS




Ref.	FLEX-1825	FLEX-1826	FLEX-1827
Suitable for	700 series	800 series	900 series




FLEX-800® CEILING MOUNT - 800 COLUMN



Ref.	FLEX-800-1000	
Length in mm	1000	
Ref.	FLEX-800-1500	
Length in mm	1500	
Ref.	FLEX-800-XXXX	
Length in mm	custom	
* Max load at symmetric load, see load diagramm for more options		
Order example for 2300 mm: FLEX-800-2300		
Optional	CFR-800 Ceiling finishing ring	

FLEX-800® CEILING MOUNT - 900 COLUMN

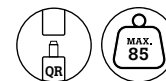


Ref.	FLEX-900-1000	
Length in mm	1000	
Ref.	FLEX-900-1500	
Length in mm	1500	
Ref.	FLEX-900-XXXX	
Length in mm	custom	
* Max load at symmetric load, see load diagramm for more options		
Order example for 2300 mm: FLEX-900-2300		
Optional	CFR-900 Ceiling finishing ring	

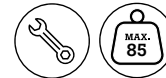
FLEX-800® - 900 FLOOR STAND



Ref.	FLEX-942-2250	FLEX-942-2750
Dimensions in mm	W 900 x D 700 x H 2250	W 900 x D 700 x H 2750



Ref.	FLEX-943-2250	FLEX-943-2750
Dimensions in mm	W 900 x D 700 x H 2250	W 900 x D 700 x H 2750



Floor stand on wheels

Ref.	FLEX-984-2250	FLEX-984-2750
Dimensions in mm	W 900 x D 700 x H 2250	W 900 x D 700 x H 2750



Ref.	FLEX-987-2250	FLEX-987-2750
Dimensions in mm	W 900 x D 700 x H 2250	W 900 x D 700 x H 2750



ACCESSORIES

CAMERA SUPPORT FOR FLOOR STANDS

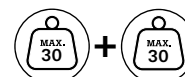


Ref.
Max. dimensions equipment in mm
Suitable for

EC-838
W 299 x D 250
800 series

EC-931
W 200 x D 350
900 series

UNIVERSAL CAMERA MOUNT



VCL-SL-Max.
Max. screen height 850 mm CP

VCL-SP-CP2
Max. screen height 1100 mm

Shown image us with optional mounting bar & 391819



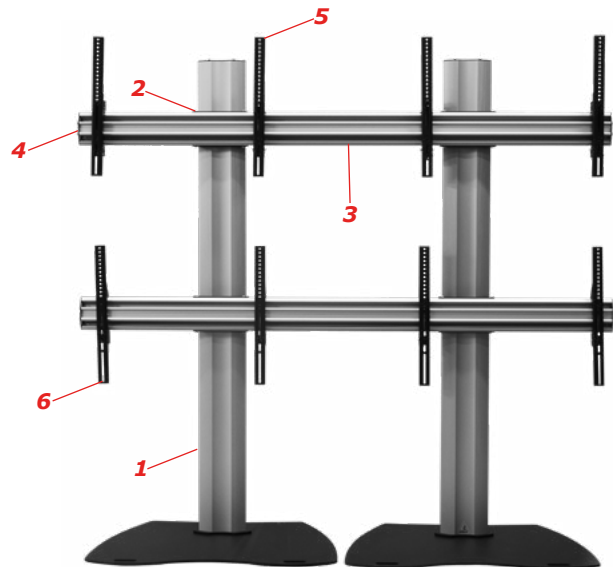
Endless configuration options...



Order example:

Videowall floor stand 2x2 55" (W 1390 mm)

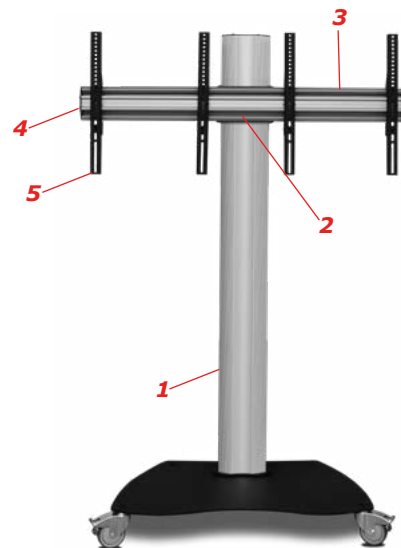
- 1) 2 x floor stands FLEX-943-2700
- 2) 4 x connector 900 series FLEX-1827
- 3) 2 x mounting bar FLEX-1802-2780
- 4) 2 x set end caps FLEX-1812
- 5) 2 x set adjustable mounting arms 391820
- 6) 2 x set mounting arms 391819



Order example:

Mobile display 2x1 46" (W 972 mm)

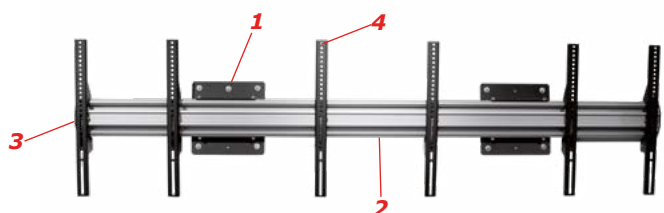
- 1) 1 x floor stands FLEX-984-2750
- 2) 1 x connector 900 series FLEX-1827
- 3) 1 x mounting bar FLEX-1800-1900
- 4) 1 x set end caps FLEX-1812
- 5) 2 x set mounting arms 391819



Order example:

Videowall 3x1 46" (W 972 mm)

- 1) 2 x wall mount FLEX-1840
- 2) 1 x mounting bar FLEX-1802-2900
- 3) 1 x set end caps FLEX-1812
- 4) 6 x set mounting arms 391819



700 series

Flat panel floor stands

The 700 series Flat panel floor stands

The well-known Audipack 700 series is a range of double column supports and stands for flat panels offering stability combined with flexibility.

It's a concept that meets the functional, technical and aesthetic demands of today's professional presentations.





Audipack 700 series, *designed* to be **displayed!**



- ▲ **Landscape or portrait screen positioning**
- ▲ **Integrated cable channels**
- ▲ **Continuously adjustable flat panel height**
- ▲ **Standard or custom built models available**

The Audipack 700 series flat panel floor stands – presentation solutions offering many advantages.

The Audipack 700 series is a range of supports and stands for flat panels that offers precision combined with flexibility.

Meeting the functional, technical and aesthetic demands of today's professional presentations, they create a base for numerous applications where design, safety, user-friendliness and flexibility are key requirements.

Choose your interface.

The FS series is available with 2 different screen interfaces. The L&S 5 is the Audipack's AV cross rental solution with a wide variety of installation options on the job.



L&S 5®

The perfect rental combination.

The 700 series quick release floor stands can be separated by hand and fitted into an Audipack flight case along with the flat panel. Available for any screen size.

Flight cases are available in different colours with optional logo prints. Please refer to our separate flight case section on page 23 for more flight case solutions.



Detachable (cable) covers



Available with scratch resistant coating "BK"



Neatly concealed cables



Quick release, perfect rental solution

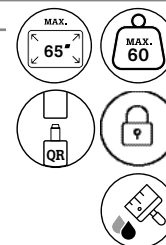
700 SERIES FLOOR STANDS **DOUBLE COLUMN**



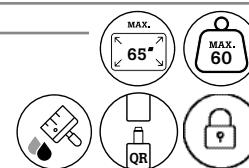
Ref.	390700
Dimensions in mm	W 900 x D 450 x H 1821
Mounting interface	L&S 5
Nett weight	39 Kg



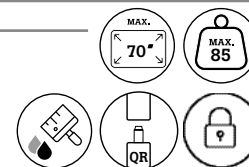
Ref.	390701 (BK*)
Dimensions in mm	W 900 x D 450 x H 1829
Mounting interface	L&S 5
Nett weight	45 Kg



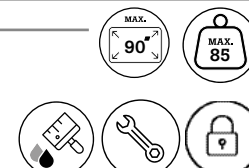
Ref.	390702 (BK*)
Dimensions in mm	W 900 x D 530 x H 2029
Mounting interface	L&S 5
Nett weight	46 Kg



Ref.	390707 (BK*)
Dimensions in mm	W 900 x D 530 x H 1829
Mounting interface	L&S 5
Nett weight	49 Kg



Ref.	390746
Dimensions in mm	W 900 x D 700 x H 2029
Mounting interface	L&S 5
Nett weight	63 Kg




* Available with scratch resistant floorplate, for example: Ref.: **390701BK**


700 SERIES FLOOR STANDS **ON WHEELS**



Ref.	390704
Dimensions in mm	W 900 x D 530 x H 1804
Mounting interface	L&S 5
Nett weight	40 Kg



Ref.	390705
Dimensions in mm	W 900 x D 530 x H 1812
Mounting interface	L&S 5
Nett weight	51 Kg

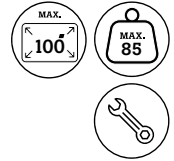




700 SERIES FLOOR STANDS *EXTRA STABILITY*



Ref.	390780
Dimensions in mm	W 1255 x D 733 x H 1856
Mounting interface	L&S 5
Nett weight	32 Kg

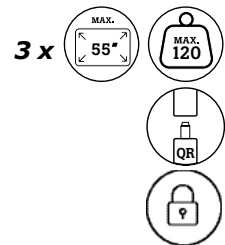


See page 23 for the optional coverplate (390781) for finishing the wheel frame.


700 SERIES (TEMPORARILY) VIDEO WALL FLOOR STAND



Ref.	390725
Dimensions in mm	W 900 x D 530 x H 2729
Mounting interface	L&S 5
Nett weight	60 Kg



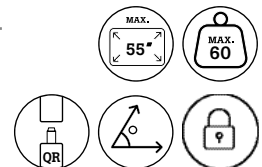
700 SERIES FLOOR MONITOR STANDS



Ref.	390722
Dimensions in mm	W 900 x D 530 x H 421
Mounting interface	L&S 5
Angle adjustment	0° up to 60°
Nett weight	27 Kg



Ref.	390720
Dimensions in mm	W 900 x D 530 x H 423
Mounting interface	L&S 5
Angle adjustment	0° up to 60°
Nett weight	27 Kg



700 SERIES FLOOR MONITOR STANDS ON WHEELS



Ref.	390723
Dimensions in mm	W 900 x D 530 x H 554
Mounting interface	L&S 5
Angle adjustment	0° up to 60°
Nett weight	30 Kg



Ref.	390721
Dimensions in mm	W 900 x D 530 x H 556
Mounting interface	L&S 5
Angle adjustment	0° up to 60°
Nett weight	30 Kg




700 SERIES FLOOR STANDS **SINGLE COLUMN ON WHEELS**




Floor stand based on the 390701 floor stand but modified for using as a lectern stand.
 With a UFPRO monitor mount a screen can be fitted without using tools to the floor stand.
 The worktop is adjustable in height and has an edge to prevent paperwork or laptop from slipping.

Ref.	391711
Dimensions in mm	W 900 x D 530 x H 1812
Mounting interface	L&S 5
Orientation	portrait
Nett weight	35 Kg




Upgrade parts for existing 390701 floor stand:

Ref.	391712
Dimensions in mm	W 500 x D 350
Mounting interface	Tool-less



Ref.	391713
Column length	300 mm
Set	2 pieces



700 SERIES FLOOR STANDS **SINGLE COLUMN**



Ref.	390770
Dimensions in mm	W 900 x D 450 x H 1821
Mounting interface	L&S 5
Nett weight	26 Kg



Ref.	390771
Dimensions in mm	W 900 x D 450 x H 1829
Mounting interface	L&S 5
Nett weight	32 Kg



700 SERIES FLOOR STANDS **SINGLE COLUMN ON WHEELS**



Ref.	390774
Dimensions in mm	W 900 x D 530 x H 1804
Mounting interface	L&S 5
Nett weight	29 Kg



Ref.	390775
Dimensions in mm	W 900 x D 530 x H 1812
Mounting interface	L&S 5
Nett weight	35 Kg





ACCESSORIES

EQUIPMENT HOUSINGS FOR FLAT PANEL STANDS

EC-1 + EC-1WLD
Housing for Mac Mini,
universal media player,
Barco clickshare mini

Mounting interface:
L&S 5



Ref.
Max. dimensions equipment in mm

EC-1
W 200 x D 48 x H 200

EC-1WLD (Type F, CEE 7/4, Wieland connection)
W 200 x D 48 x H 200

MOUNTING HEAD FOR **DOUBLE** COLUMN FLOOR STANDS

Optional:
numeric lock
Ref. **230052**




*when used with some models
floor stand, max. load 85 kg



Ref. **390751**

390793

EQUIPMENT CABINET FOR **DOUBLE** COLUMN STANDS



Ref.
Max. dimensions equipment in mm

EC-735
W 440 x D 380 x H 110

EC-736
W 440 x D 380 x H 80

LAPTOP/CAMERA SUPPORT FOR **DOUBLE** COLUMN STANDS



Ref.
Max. dimensions equipment in mm

EC-738
W 200 x D 250

EC-715
W 300 x D 250

EC-716
W 450 x D 350

LAPTOP/CAMERA SUPPORT FOR **SINGLE** COLUMN STANDS



Ref.
Max. dimensions equipment in mm

EC-731
W 200 x D 250

EC-729
W 300 x D 250

EC-730
W 450 x D 350

ACCESSORIES

MOUNTING BRACKETS FOR FLAT PANELS (SEE PAGE 8 FOR THE FULL PROGRAM)



Mount any brand and type of flat panel on any Audipack system with the Audipack mounting brackets.



UFPRO series



VESA mounts

EXTENSION COLUMN SET (ONLY SUITABLE FOR 390708) FOR DOUBLE COLUMN STANDS



Set of 2



Ref.
Length in mm

391902
500 mm

390732
900 mm

MANUAL PORTRAIT/LANDSCAPE ADAPTER FOR DOUBLE COLUMN STANDS



Manual left and right rotation



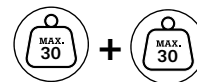
"use in combination with UFPRO mounting brackets"



Ref.

P3496

VIDEO CONFERENCE MOUNTING HEAD FOR DOUBLE COLUMN STANDS



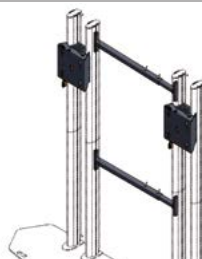
For multi-screen solutions please select chapter FLEX-800

Ref.
Maximum screen width in mm

390784
720 - 1100

390789
910 - 1510

VIDEO WALL CONNECTOR BAR, SET OF 2 FOR DOUBLE COLUMN STANDS



More "Video wall solutions" check page 54



Ref.
Length in mm

390728
785-1330



ACCESSORIES

WOODEN TRANSPORT CRATE



Ref.

P1295 for 390701/390707

P4112 for 390702

P4241 for 390771

FLIGHTCASE FOR DIVIDABLE 700 SERIES FLOOR STAND

For more flightcase models visit our website



Ref.
Suitable for

FC-FS701T
390701, 390702

For model listing see pricelist

AUDIO SOLUTIONS



For every flat panel a made to measure soundbar is available. See chapter "Audio solutions" for more information page 3

800 series

Flat panel floor stands

The 800 series Flat panel floor stands

The new 800 series floor stand redefines flexibility, quick installation and installer friendliness when it comes to floor stand solutions.





Audipack 800 series, *designed* to be *noticed*



The 800 series floor stands are specially designed to match slim line flat panels.

The 800 series free standing display is designed to cover today's questions.

It's a slim line well thought of floor stand offering lots of options and solutions.

The column shape is nicely balanced in size for current slim-line flat panels.

The two hidden cable channels in the column are reachable by the automatic closing door. The 800 series column is available in a fixed version and Quick-Release tool-less rental version. By combining the floor stand with an Audipack flightcase all components are neatly organized in the flightcase together with the screen.

The perfect rental combination

The 800 series quick release floor stands can be separated by hand and fitted into an Audipack flight case along with the flat panel. Available for any screen size.

Flightcases are available in different colours with optional logo prints. Please refer to our separate flightcase section on page 171 for more flightcase solutions.



- ▲ **Elegant column design**
- ▲ **Landscape or portrait positioning of the panel**
- ▲ **Two integrated cable channels**
- ▲ **Continuous height adjustment**
- ▲ **Integrated measuring ruler for precise positioning**
- ▲ **Standard models or custom built available**



Easy cable access



Available with scratch resistant coating "BK"



Flat panel position ruler



Quick release, perfect rental solution

800 SERIES FLOOR STANDS



Ref.	FS-810	FS-810V4		
Dimensions in mm	W 900 x D 450 x H 1821	W 900 x D 450 x H 1821		
Mounting interface	L&S 5	VESA 200, 300, 400		
Nett weight	25 Kg	25 Kg		
Ref.	FS-811 (BK*)			
Dimensions in mm	W 900 x D 450 x H 1829			
Mounting interface	L&S 5			
Nett weight	25 Kg			
Ref.	FS-814			
Dimensions in mm	W 903 x D 780 x H 1906			
Mounting interface	L&S 5			
Nett weight	32 Kg			
Ref.	FS-815			
Dimensions in mm	W 944 x D 782 x H 1914			
Mounting interface	L&S 5			
Nett weight	36 Kg			

* Available with scratch resistant floorplate, for example: Ref.: **FS-811BK**

MOUNTING HEAD FOR 800 SERIES



Excluding:
numeric lock
Ref. **230052**

Choose your interface

The FS series is available with 2 different screen interfaces.

The L&S 5 is the Audipack's AV cross rental solution with a wide variety of installation options on the job. The Multi-Vesa solution is a very cost effective mounting interface based on the Vesa mounting pattern on the screen. With mounting cams the screen can easily be locked in the mounting head.



Mounting interface: L&S 5
Bracket required



Mounting interface: Multi-VESA



Ref.	390851	390855
------	--------	--------

FLIGHTCASE FOR DIVIDABLE 800 SERIES FLOOR STAND For more flightcase models visit our website



Ref.
Suitable for

FC-FS801T
FS-801

For model listing see pricelist



ACCESSORIES

MOUNTING BRACKETS FOR FLAT PANELS (SEE PAGE 8 FOR THE FULL PROGRAM)



Mount any brand and type of flat panel on any Audipack system with the Audipack mounting brackets.



UFPRO series



VESA mounts

EQUIPMENT HOLDER



Ref. EC-835
Max. dimensions equipment in mm W 440 x D 380 x H 110

WOODEN TRANSPORT CRATE



Ref. P4473

LAPTOP / CAMERA SUPPORT FOR 800 SERIES



Ref.
Max. dimensions equipment in mm



EC-838
W 200 x D 250

EC-815
W 300 x D 250

EC-816
W 450 x D 350



EQUIPMENT HOLDERS

EC-1 + EC-1WLD
Housing for Mac Mini,
universal media player,
Barco clickshare mini

Mounting interface:
L&S 5



EC-1
W 200 x D 200 x H 48



EC-1WLD (Type F, CEE 7/4, Wieland connection)
W 200 x D 48 x H 200

AUDIO SOLUTIONS



For every flat panel a made to measure soundbar is available. See chapter "Audio solutions" for more information page 3

900 series

Flat panel floor stands

The 900 series Flat panel floor stands

The Audipack 900 series is a range of supports and stands for flat panels offering stability combined with flexibility.

It's a concept that meets the functional, technical and aesthetic demands of today's professional presentations.





Audipack 900 series, *designed* to be *noticed*



Combining style with strength, the Audipack 900 series flat panel floor stands are easy on the eye and easy to install.

Calling on Audipack's many years of experience with display stands and accessories, the 900 series incorporates numerous clever features, such as an integrated height position ruler and access hatches for cabling.

As with many Audipack stands and brackets, the 900 series is equipped with the Lock&Secure quick mounting system. Once installed, the flat panel is locked firmly in place for safety and security.

Customised versions of the 900 series products are available on request.

The perfect rental combination.

The 900 series quick release floor stands can be separated by hand and fitted into an Audipack flight case along with the flat panel. Available for any screen size.

Flight cases are available in different colours with optional logo prints. Please refer to our separate flight case section on page 35 for more flight case solutions.



- ▲ **Landscape or portrait positioning of the panel**
- ▲ **Integrated yet easily accessible cable channel**
- ▲ **Continuous height adjustment**
- ▲ **Integrated measuring ruler for precise positioning**
- ▲ **Quick locking system**



Easy cable access



Available with scratch resistant coating "BK"



Flat panel height position ruler



Quick release, perfect rental solution



Mounting interface: L&S 5



Mounting interface: Multi-Vesa




































Choose your interface.

The 900 series is available with 2 different screen interfaces.

The L&S 5 is the Audipack's AV cross rental solution with a wide variety of installation options on the job. The Multi-Vesa solution is a very cost effective mounting interface based on the Vesa mounting pattern on the screen. With mounting cams the screen can easily be locked in the mounting head.

900 SERIES FLOOR STANDS



Ref.	390900	 
Dimensions in mm	W 900 x D 450 x H 1821	
Mounting interface	L&S 5	
Nett weight	39 Kg	  
Ref.	390901 (BK*)	 
Dimensions in mm	W 900 x D 450 x H 1829	
Mounting interface	L&S 5	
Nett weight	45 Kg	  
Ref.	390902 (BK*)	 
Dimensions in mm	W 900 x D 560 x H 2024	
Mounting interface	L&S 5	
Nett weight	46 Kg	  
Ref.	390907 (BK*)	 
Dimensions in mm	W 900 x D 560 x H 1829	
Mounting interface	L&S 5	
Nett weight	49 Kg	  
Ref.	390908	 
Dimensions in mm	W 900 x D 560 x H 1821	
Mounting interface	L&S 5	
Nett weight	42 Kg	  
Ref.	390942 (BK*)	 
Dimensions in mm	W 900 x D 700 x H 2024	
Mounting interface	L&S 5	
Nett weight	63 Kg	  
	'Wind load norm compliant'	
Ref.	390943 (BK*)	 
Dimensions in mm	W 900 x D 700 x H 2025	
Mounting interface	L&S 5	
Nett weight	55 Kg	  
	'Wind load norm compliant'	

* Available with scratch resistant floorplate, for example: Ref.: **390901BK**

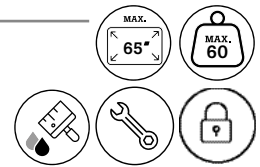


900 SERIES FLOOR STANDS ON WHEELS




L&S 5


Ref.	390904
Dimensions in mm	W 900 x D 560 x H 1804
Mounting interface	L&S 5
Nett weight	40 Kg



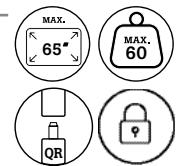
Ref.	390905
Dimensions in mm	W 900 x D 560 x H 1812
Mounting interface	L&S 5
Nett weight	51 Kg



Ref.	390974
Dimensions in mm	W 900 x D 560 x H 1804
Mounting interface	L&S 5
Nett weight	45 Kg




Ref.	390975
Dimensions in mm	W 900 x D 560 x H 1812
Mounting interface	L&S 5
Nett weight	56 Kg

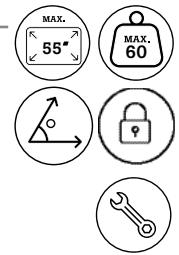


L&S 5

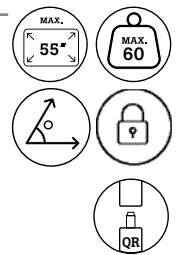
900 SERIES FLOOR MONITOR STANDS



Ref.	390922
Dimensions in mm	W 900 x D 560 x H 466
Mounting interface	L&S 5
Angle adjustment	30° up to 60°
Nett weight	27 Kg



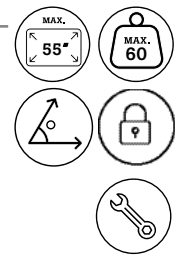
Ref.	390920
Dimensions in mm	W 900 x D 560 x H 466
Mounting interface	L&S 5
Angle adjustment	30° up to 60°
Nett weight	27 Kg



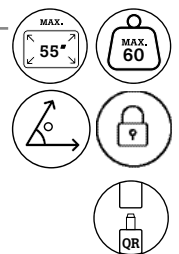
900 SERIES FLOOR MONITOR STANDS ON WHEELS



Ref.	390923
Dimensions in mm	W 900 x D 560 x H 593
Mounting interface	L&S 5
Angle adjustment	30° up to 60°
Nett weight	30 Kg



Ref.	390921
Dimensions in mm	W 900 x D 560 x H 599
Mounting interface	L&S 5
Angle adjustment	30° up to 60°
Nett weight	30 Kg




900 SERIES (TEMPORARILY) VIDEO WALL FLOOR STAND



Ref.	390925
Dimensions in mm	W 900 x D 700 x H 2724
Mounting interface	L&S 5
Nett weight	60 Kg

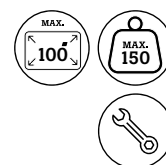
3 x



LARGE SCREEN FLOOR STAND



Ref.	FS-V600
Dimensions in mm	W 1077 x D 733 x H 2004
Max. presentation height in mm	1625 (centre screen)
Mounting interface	VESA 400 x 200, VESA 400 x 400, VESA 600 x 200 and VESA 600 x 400

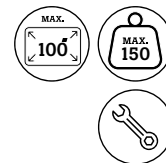


▲ **Continuous height adjustment**

LARGE SCREEN FLOOR STAND ON WHEELS



Ref.	FSW-V600
Dimensions in mm	W 1077 x D 733 x H 1995
Max. presentation height in mm	1625 (centre screen)
Mounting interface	VESA 400 x 200, VESA 400 x 400, VESA 600 x 200 and VESA 600 x 400



▲ **Continuous height adjustment**

ACCESSORIES

MOUNTING BRACKETS FOR FLAT PANELS (SEE PAGE 8 FOR THE FULL PROGRAM)



Mount any brand and type of flat panel on any Audipack system with the Audipack mounting brackets.



UFPRO series



VESA mounts



AUDIO SOLUTIONS



For every flat panel a made to measure soundbar is available. See chapter "Audio solutions" page 3 for more information

CAMERA/LAPTOP SUPPORT




Ref.
Max. dimensions equipment in mm

EC-931
W 200 x D 250

EC-915
W 300 x D 250

EC-916
W 450 x D 350

EQUIPMENT CABINET



Ref.
Max. dimensions equipment in mm

EC-935
W 440 x D 380 x H 110

EC-936
W 440 x D 380 x H 80

Housing for Mac Mini,
universal media player,
Barco clickshare mini

Mounting interface:
L&S 5



Ref.
Max. dimensions equipment in mm

EC-1
W 200 x D 48 x H 200

EC-1WLD (Type F, CEE 7/4, Wieland connection)
W 200 x D 48 x H 200

EXTENSION COLUMN SET



Ref.
Length in mm

391707
400 mm

390932
450 mm

390933
500 mm

391903
900 mm

391706
1000 mm

PORTRAIT/LANDSCAPE ADAPTER



Manual left and right rotation



"use in combination with UFPRO mounting brackets"



Ref.

P3496

MOUNTING HEAD



Excluding:
numeric lock Ref. **230052**



Ref.

390951

390955

VIDEO CONFERENCE MOUNTING HEAD



*For multi-screen solutions
please select chapter FLEX-800*



VIDEO WALL CONNECTOR BAR, SET OF 2



*More "Video wall solutions"
check page 54*



Ref.
Length in mm

390928
785-1330



FLIGHTCASE TOP LOADER FOR DIVIDABLE 900 SERIES FLOOR STANDS



Stackable, perfect for dry-hire!



Ref.
Suitable for

FC-FS-901T
1x 390901

FC-FS-902T
1x 390902

FC-FS-921T
1x 390921

FCFS-4046W
390901
and 40-42" screen

FCFS-4650W
390901
and 46-50" screen

FCFS-5255W
390901
and 52-55" screen

WOODEN TRANSPORT CRATE



Ref.

P4239 for 390901/390907

P4240 for 390902/390942



1000 series

Flat panel floor stands

The 1000 series Flat panel floor stands

The most stylishly designed flat panel floor stand in the world.





Just that **extra** little bit of **class**

Ideal for your reception area or just for extra 'wow' during your presentation.

The Audipack 1000 series flat panel floor stands for screens up to 90 inch.

The 1000 series stands out with its high finish level and class. The floor support comprises a high gloss black floor plate and a sturdy but stately rectangular column.

Combined with the Audipack flat panel monitor installation brackets, it offers a minimalistic look.

Available for 32-65" and 65-90" screen sizes.

- ▲ **High quality finishing**
- ▲ **Invisible cable management**
- ▲ **Portrait or landscape flat panel positioning**
- ▲ **Custom built models available**

To install your flat panel to an Audipack product an additional flat panel bracket is needed.

See "Mounting brackets for flat panels" section on page 112 for an overview of the available brackets.



Easy player access



Neatly finished back side

1000 SERIES FLOOR STANDS



L&S 5

Ref.	391000	
Dimensions in mm	W 735 x D 470 x H 1840	
Presentation height in mm <i>(centre screen)</i>	1550, 1600 or 1650	
Mounting interface	L&S 5	
Max. equipment in mm	W 145 x D 60 x H 250	
Nett weight	39 Kg	
Colours	RAL 9007 / 9005	
Ref.	391001	
Dimensions in mm	W 800 x D 560 x H 1840	
Presentation height in mm <i>(centre screen)</i>	1550, 1600 or 1650	
Mounting interface	L&S 5	
Max. equipment in mm	W 145 x D 60 x H 250	
Nett weight	45 Kg	
Colours	RAL 9007 / 9005	



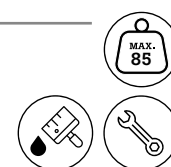
This type of floor stand is specially designed to be installed in situations with elevated (computer) floors. The floor stand is installed to the constructional floor.

Combined with the Audipack flat panel monitor installation brackets, it offers a minimalist presentation installation. Also custom available with extra connections etc.

700 SERIES FLOOR STANDS **SINGLE COLUMN**



Ref.	391002
Column dimensions in mm	W200 x D80
Presentation height in mm	1550, 1600, 1650
Mounting interface	L&S5
Colour	RAL 9005



LAPTOP / CAMERA SUPPORT



Ref.
Dimensions in mm

P7731
W450 x D250



ACCESSORIES

MOUNTING BRACKETS FOR FLAT PANELS (SEE PAGE 8 FOR THE FULL PROGRAM)



Mount any brand and type of flat panel on any Audipack system with the Audipack mounting brackets.



UFFPRO series



VESA mounts

EQUIPMENT HOUSINGS FOR FLAT PANEL STANDS

EC-1 + EC-1WLD

Housing for Mac Mini, universal media player, Barco clickshare mini

Mounting interface: L&S 5



EC-1
W 200 x D 48 x H 200



EC-1WLD (Type F, CEE 7/4, Wieland connection)
W 200 x D 48 x H 200

Ref.
Max. dimensions equipment in mm

Height adjustable

floor stands

Height adjustable floor stands

The all-in-one solution for transporting and lifting your larger flat panels up to 120 Kg.





Automatically raise your **large screen** out of the **flightcase**

The perfect rental solution for large and heavy screens

These dividable floor stands create a compact system that can be easily transported together with a flat panel, all in one flight case.

The simple to assemble parts create a rigid and pleasing floor stand that lifts the flat panel effortlessly out of the flight case and raises it up to the presentation position – all automatically. Ideal for large and heavy screens, including touch screens.



- ▲ Suitable for screens up to 120 Kg.
- ▲ Flexible height adjustment
- ▲ Rigid construction
- ▲ No tools needed



FS-QR120E

FS-QR120E

390966



Mounting interface: VESA 400x200, 400x400, 600x200, 600x400 and L&S5 + Multi-VESA


Lockable VESA mounting patterns

Manual version available

ELECTRIC HEIGHT ADJUSTABLE FLOOR STAND



Ref.	FS-QR120E
Dimensions in mm	W 1130 x D 610 x H 2198
Presentation height in mm	700-1800 (centre screen)
Mounting interface	VESA 400 x 200, 400 x 400, 600 x 200, 600 x 400 and L&S 5
Optional	Flightcase



Lift any screen up to 120 Kg out of the flightcase!



The **FS-QR120E** is used in combination with a separate available Audipack flightcase. For each available screen size Audipack has created a flightcase that contains the **FS-QR120E** and the flat panel. See next page for flightcases for FS-QR120E


Build-up the FS-QR120E (all parts are in the flightcase)
Turn the flightcase around and connect the screen to the FS-QR120E mounting head
Move the flightcase and electrically lift your screen to presentation height straight out the flightcase without personal lifting.



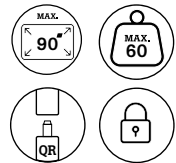
MANUAL HEIGHT ADJUSTABLE FLOOR STAND - 900 SERIES STACK-LIFT




Ref.	390966
Dimensions in mm	W 900 x D 560 x H 2350
Presentation height in mm	2350 (center screen)
Mounting interface	L&S 5
Optional	Flightcase



Ref.	391900
Dimensions in mm	W 900 x D 700 x H 2700
Presentation height in mm	2350 (center screen)
Mounting interface	L&S 5
Optional	Flightcase



Ref.	390968
Dimensions in mm	W 900 x D 700 x H 2000
Presentation height in mm	1700 (center screen)
Mounting interface	L&S 5
Optional	Flightcase



Safety first! The stack lift requires a yearly obligated safety check-up NEN-EN-ISO 12100:2010NL

Build-up the Stack-Lift (all parts are in the flightcase)
Turn the flightcase around and connect the screen to the Stack-Lift mounting head
Move the flightcase and manually lift your screen to presentation height straight out the flightcase without personal lifting.





ACCESSORIES

MOUNTING BRACKETS FOR FLAT PANELS (SEE PAGE 8 FOR THE FULL PROGRAM)



Mount any brand and type of flat panel on any Audipack system with the Audipack mounting brackets.



UFPRO series



VESA mounts

MOUNTING CAMS FOR DIRECT VESA MOUNTING

RECESSED MOUNTING HOLES



Ref.

392618S
M6 x 13



392318S
M8 x 13



392621S
M6 x 35

3926205S
M8 x 35

LAPTOP SUPPORTS



Ref.

Max. equipment dimensions in mm

Suitable for 390966 and 390968



EC-915
W 300 x D 250

EC-916
W 450 x D 350



FLIGHTCASES



Ref.
Available for floor stand:

FC-FSQR-65
FS-QR120E + screen up to 65"

FC-FSQR-80
FS-QR120E + screen 70" up to 80"

FC-FSQR-100
FS-QR120E + screen 90" up to 100"

Ref.
Available for floor stand:

FC-SL-65
390966 + screen up to 65"


FC-SL-75
390968 + screen 60" up to 75"

FC-SL-90
390968 + screen 80 up to 90"

Large screen trolleys

The FLM 'Hercules' series

*the self-from flightcase-unloading
floor stand suited for rental purposes.*





a **single person** job

1



2



3



4



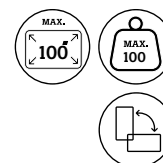
The FLM Hercules series floor stand is a rigid but modern design floor stand with electric height adjustment and manual landscape-
portrait rotation for the screen*.

The floor stand has a build-in feature that makes it possible to have it unload it self from the (optional) flightcase. This allows it to handle
the transport and installation for presentation possible by 1 person.

ELECTRIC HEIGHT ADJUSTABLE DOUBLE COLUMN TROLLEY



Ref.	FLM-100W
Dimensions in mm	W 1150 x D 700 x H 1835
Presentation height in mm (centre screen)	1800 mm
Mounting interface	L&S5
Max. load	100 Kg
Optional	Flightcase on wheels



Ref.	FLM-200W
Dimensions in mm	W 1500 x D 700 x H 1835
Presentation height in mm (centre screen)	1800 mm
Mounting interface	Brand related
Max. load	200 Kg
Optional	Flightcase on wheels





ACCESSORIES

EQUIPMENT HOUSINGS FOR FLAT PANEL STANDS

EC-1 + EC-1WLD

Housing for Mac Mini, universal media player, Barco clickshare mini

Mounting interface: L&S 5



Ref.
Max. dimensions equipment in mm

EC-1
W 200 x D 48 x H 200

EC-1WLD (Type F, CEE 7/4, Wieland connection)
W 200 x D 48 x H 200

FLIGHTCASES FOR FLM-100W



Ref.

FC-FLM100-7075

FC-FLM100-8085

FC-FLM100-90100



Liftomatic®

rental systems

Protect your equipment by using the Audipack Liftomatic flat panel lifting range.

The flat panel Liftomatic® is an all in one transport and presentation solution for screens up to 90"

Audipack offers two types of Liftomatic® systems;

Flightcase Liftomatic® systems. This flightcase with built-in telescopic lift system accommodates flat panels with a diagonal up to 65 inch. With just the push of a button your screen rises to a presentation height of 1800 mm (centre screen). Inside the flightcase is a big accessory compartment. As option there is a cover plate to cover the top of the flightcase in open position during use.

Liftomatic® systems with retractable wheel

Audipack also engineers and manufactures custom rental systems for the easy transportation and set up of LED and OLED walls.

The high tech components and intuitive controls minimise the need for tools or the handling of products.



Flightcase Liftomatic®

Flightcase Liftomatic®



All in one transport and presentation solution

Available with optional cover plate

UNIVERSAL FLIGHTCASE LIFTOMATIC® SYSTEMS, A PERFECT RENTAL SYSTEM

Power supply: **230 VAC 50-60 Hz**
Including remote control




For screen installation, an Audipack bracket is required.

Ref.	FLM-4042		
Flightcase dimensions in mm	custom, depends on screen size		
Max. flat panel dimensions in mm	W 980 x H 650		
Presentation height (centre screen)	1735 mm		
Mounting interface	L&S 5		
Ref.	FLM-4650		
Flightcase dimensions in mm	custom, depends on screen size		
Max. flat panel dimensions in mm	W 1160 x H 700		
Presentation height (centre screen)	1735 mm		
Mounting interface	L&S 5		
Ref.	FLM-5055		
Flightcase dimensions in mm	custom, depends on screen size		
Max. flat panel dimensions in mm	W 1350 x H 900		
Presentation height (centre screen)	1735 mm		
Mounting interface	L&S 5		
Ref.	FLM-6065		
Flightcase dimensions in mm	custom, depends on screen size		
Max. flat panel dimensions in mm	W 1725 x H 960		
Presentation height (centre screen)	1735 mm		
Mounting interface	L&S 5		

FLIGHTCASE LIFTOMATIC® SYSTEMS, A PERFECT RENTAL SYSTEM

Power supply: **230 VAC 50-60 Hz**



Ref.	FLM-5321		
Flightcase dimensions in mm	custom, depends on screen size		
Presentation height (centre screen)	1890 mm		
Max. mounting range in mm.	W 810 x H 446		
Built-in lift system	P5321 <u>single</u> column lift, page 95		
Ref.	FLM-5369		
Flightcase dimensions in mm	custom, depends on screen size		
Presentation height (centre screen)	1890 mm		
Max. mounting range in mm.	W 810 x H 446		
Built-in lift system	P5369 <u>double</u> column lift, page 95		

FLIGHTCASE LIFTOMATIC® SYSTEMS, A PERFECT RENTAL SYSTEM

Power supply: **230 VAC 50-60 Hz**



Ref.	FLM-7075LC		
Flightcase dimensions in mm	W1830 X D570 X H1616		
Presentation height (centre screen)	1525 mm		
Max. mounting range in mm.	W 600 x H 400		
Built-in lift system	Yes		
Ref.	FLM-8590LC		
Flightcase dimensions in mm	W2385 X D595 X H1770		
Presentation height (centre screen)	1525 mm		
Max. mounting range in mm.	W 600 x H 400		
Built-in lift system	Yes		



ACCESSORIES

COVER PLATE



Colour equal to case colour

Ref.
Suitable for

P4270
FLM-4042

P4271
FLM-4650

P4272
FLM-5055

MOUNTING BRACKETS FOR FLAT PANELS (SEE PAGE 8 FOR THE FULL PROGRAM)



Mount any brand and type of flat panel on any Audipack system with the Audipack mounting brackets.



UFPRO series



VESA mounts

All-in-one *Trolley's*

for Flat panels

The FSW-Atlas presentation trolley

the all-in-one presentation trolley equipped with integrated audio, data, video connections and power sockets.





Total solution in one

Presentation trolley



The FSW-Atlas, a total solution in one presentation trolley; the easiest way to set up your mobile presentation.

The Audipack FSW-Atlas makes it easy for you. The Atlas trolley is an all-in-one trolley with invisible integrated audio in the column. In addition, there's also a 3-fold power strip integrated for connecting the monitor and optional equipment.

In the wheel frame of the trolley you will find a PowerCON power connection, RJ45, HDMI and space for extra connections. With a Lock & Secure 5 mounting bracket, the screen is easily installed. The screen height is adjustable in several different positions.

For installing additional equipment such as mini pc's and wireless presentation equipment, Audipack provides several brackets, even with integrated power distribution.



- ▲ Lockable wheels
- ▲ Easy equipment installation
- ▲ Powercon power, HDMI and RJ45 in wheelframe
- ▲ Integrated 3-fold power strip F, CEE 7/4
- ▲ Portrait or landscape flat panel positioning
- ▲ Integrated Audio elements

To install your flat panel to the Audipack FSW-Atlas, an additional flat panel bracket is needed.

See "Mounting brackets for flat panels" section on page 112 for an overview of the available brackets.



Built-in speakers 2 x 30 Watt



Integrated 3-fold power strip to easily connect equipment



Source and various connections in wheel frame

Optional EC-1(WLD)



ALL-IN-ONE TROLLEY



Ref.

FSW-ATLAS

Dimensions in mm	W 976 x D 685 x H 1960
Presentation height in mm <i>(centre screen)</i>	1480 - 1590 mm
Mounting interface	L&S 5
Nett weight	31 Kg
Colour	Anodized aluminium, Black RAL 9005 or white RAL 9016
Max. audio output	2 x 30 Watt at 8 Ohm
Frequency	70 Hz - 20 KHz



Ref.

FSW-ATLAS-XL

Dimensions in mm	W 1789 x D 763 x H 1977
Presentation height in mm <i>(centre screen)</i>	1400 - 1613 mm
Mounting interface	L&S 3 & 5, VESA 400, 600
Nett weight	75 Kg
Colour	Anodized aluminium, Black RAL 9005 or white RAL 9016
Max. audio output	2 x 30 Watt at 8 Ohm
Frequency	70 Hz - 20 KHz





ACCESSORIES

MOUNTING BRACKETS FOR FLAT PANELS (SEE PAGE 8 FOR THE FULL PROGRAM)



Mount any brand and type of flat panel on any Audipack system with the Audipack mounting brackets.




UFPRO series



VESA mounts

MOUNTING CAMS FOR DIRECT VESA MOUNTING

FOR RECESSED MOUNTING HOLES



Ref.



392618S
M6x13

392318S
M8x13



392621S
M6x35



392620S
M8x35

EQUIPMENT HOUSINGS

Housing for Mac Mini, universal media player, Barco clickshare mini

Mounting interface: L&S 5



Ref.

Max. dimensions equipment in mm

EC-1
W 200 x D 48 x H 200



EC-1WLD (Type F, CEE 7/4 Wieland connection)
W 200 x D 48 x H 200

STEREO MINI AMPLIFIER



Ref. 491026
Max. power
2 x 20 watts @ 8 Ohm
1x 40 watts @ 8 Ohm

Height adjustable Trolleys

for Flat panels





Height adjustable **Trolleys**



- ▲ Lockable wheels
- ▲ Easy equipment installation
- ▲ Durable, well designed and slim constructions
- ▲ Safe and secure

Height adjustable trolleys, designed for flat panels and touch screens.

Flexible, durable and rigidly constructed these trolleys are an ideal solution for the education market.

Fit any (touch)screen to the trolley and with the optional Audipack audio solutions the total set-up is clean and well finished.


Audipack designs and manufactures in privately owned design studios and factories, so we can customise the system to suit individual customer's needs. We use our own durable materials that are easy to clean and highly scratch resistant.



ELECTRIC HEIGHT ADJUSTABLE DOUBLE COLUMN TROLLEY



Ref.	DFS-120E
Dimensions in mm	W 1400 x D 797 x H 1950
Nett weight in Kg	53
Presentation height in mm	700-1580 (centre screen)
Mounting interface	VESA 400x200, 400x400, 600x200, 600x400 and L&S5
Power supply	230 VAC 50-60 Hz



Mounting interface: VESA 400x200, 400x400, 600x200, 600x400 and L&S5



Lockable VESA mounting patterns



Control panel

ELECTRIC HEIGHT ADJUSTABLE TOUCH TABLE



Ref.	FSW-T6586R (electric rotation)	
Dimensions in mm	W 1247 x D 758	
Nett stroke in mm	675	
Presentation height in mm	1418	
Max. mounting range in mm	W 800 x H 600, multi-vesa	
Mounting interface	Up to VESA 800x600	
Angle adjustment in degrees	-5 - 95 Electric tilt	
Power supply	230 VAC 50-60 Hz	

Ref.	FSW-T4965	
Dimensions in mm	W 1040 x D 758	
Nett stroke in mm	675	
Presentation height in mm	1385	
Max. mounting range in mm	W 600 x H 400, multi-vesa	
Angle adjustment in degrees	-5 - 95 Manual tilt	
Power supply	230 VAC 50-60 Hz	

Ref.	FSW-T4965R (electric rotation)	
Dimensions in mm	W 1040 x D 758 x H 760-1435	
Nett stroke in mm	675	
Presentation height in mm	1385	
Max. mounting range in mm	W 600 x H 400, multi-vesa	
Angle adjustment in degrees	-5 - 95 Electric tilt	
Power supply	230 VAC 50-60 Hz	

TROLLEY STAND FOR TOUCH SCREENS UP TO 100 KG



Ref.	FSW-T85100	
Dimensions in mm	W 1100 x D 795 x H 1484 - 2480	
Nett stroke in mm	999	
Presentation height in mm	2483	
Max. mounting range in mm	W 1000 x H 400, multi-vesa	
Mounting interface	Up to VESA 800x600	
Power supply	230 VAC 50-60 Hz	






ELECTRIC HEIGHT ADJUSTABLE TROLLEY



Ref.

FSW-T100V6


Dimensions in mm	W 739 x D 650 x H 1175-1835
Presentation height in mm	940-1600 (centre screen)
Mounting interface	VESA 200, 300, 400, 600 and L&S 5
Power supply	230 VAC 50-60 Hz



Ref.

FSW-T100V8

Dimensions in mm	W 939 x D 650 x H 1175-1835
Presentation height in mm	940-1600 (centre screen)
Mounting interface	VESA 200, 300, 400, 600, 800 and L&S 5
Power supply	230 VAC 50-60 Hz



ACCESSORIES

MOUNTING BRACKETS FOR FLAT PANELS (SEE PAGE 8 FOR THE FULL PROGRAM)



Mount any brand and type of flat panel on any Audipack system with the Audipack mounting brackets.



UFPRO series



VESA mounts

AUDIO SOLUTIONS



For every flat panel a made to measure soundbar is available. See chapter "Audio solutions" page 3 or more information

MOUNTING CAMS FOR DIRECT VESA MOUNTING

FOR RECESSED MOUNTING HOLES



Ref.



392618S
M6x13

392318S
M8x13



392621S
M6x35



392620S
M8x35

Multimedia Trolley

The trolley for multiple purposes



The multimedia trolley is the perfect addition for inside and outside and can be used for multiple purposes. The trolley is standard equipped with a build-in remote controlled lift system and is available for 46, 55 and 65 inch TV's. With the wireless remote, the TV pops up out of the furniture. A splash of rain is no problem because the multimedia trolley is splash water proof. The multimedia trolley is also custom build available.

Technical specifications:










- ▲ **Laminated finish as standard**
- ▲ **Electric lift inside**
- ▲ **Swivel / brake wheels**

Benefits:

- ▲ **Very nice finishing**
- ▲ **Also custom models available**

MULTIMEDIA TROLLEY



Ref.	GV-46E			
Max. presentation height in mm	1300 (center screen)			
Max. screen thickness in mm	52 - 64*			
Mounting interface	max VESA 400 x 400 (multi-vesa)			
Ref.	GV-55E			
Max. presentation height in mm	1700 (center screen)			
Max. screen thickness in mm	52 - 64*			
Mounting interface	max VESA 400 x 400 (multi-vesa)			
Ref.	GV-65E			
Max. presentation height in mm	1700 (center screen)			
Max. screen thickness in mm	52 - 64*			
Mounting interface	max VESA 400 x 400 (multi-vesa)			

* See drawings at www.audipack.com



Mobile video wall

Display for Flat panels

The Mobile video wall display is a flexible solution that enables you to move your presentation to the desired location



MOBILE VIDEO/LED WALL TROLLEY



- ▲ **Available for all screen sizes**
- ▲ **High grade finishing**

The Mobile Video Wall or LED trolley is the flexible solution in comparison with a wall mounted or ceiling suspended large screens walls.

The trolley is made to order and offers lots of possibilities. Beside traditional videowall screens also LED panels can be attached to the trolley and will be the fittings adapted tot the panels used in that perticular situation.

The trolley in basic consists out of the steel trolley frame, with or without integrated scfreen lift mechanisme. This can be finished with a furniture finishing in colour and extra options:

Options:

- ▲ LSH / LST audio system made by Audipack, soundbar of vertical column speakers
- ▲ Subwoofer
- ▲ Electric screen height adjustment
- ▲ Decor rear finishing panel to cover the back-side of the screen
- ▲ Furniture finishing with optinal equipment racking

The electric lift jechanism enables to lower the screens for internal transport or elevating the screens for presenting to standing audience.

The audio configuration is based on the well known Audipack LSH and LST sound systems. Weather it's for a small group of people in close range or a crowd of a few hundred, the Audipack sound systems offer a great sound even not impressive sound. Taylor made for the set-up.

Please contact Sales for more information.





TO CONFIGURE A TROLLEY START BIJ SELECTING:

1. Basic trolley
2. Additional furniture finishing
3. Optional rear cover
4. Optional internal racking furniture
5. Optional Audipack LSH/LST sound columns

VIDEOWALL TROLLEYS BASIC FRAME



Ref.	FSW-VW3X3-46	
Screen size	46"	
Configuration	3x3	
Electric lift	no	
Distance floor to bottom screen (mm)	900	
Ref.	FSW-VW3X3-46E	
Screen size	46"	
Configuration	3x3	
Electric lift	yes	
Distance floor to bottom screen (mm)	900	
Ref.	FSW-VW3X3-55	
Screen size	55"	
Configuration	3x3	
Electric lift	no	
Distance floor to bottom screen (mm)	900	
Ref.	FSW-VW3X3-55E	
Screen size	55"	
Configuration	3x3	
Electric lift	yes	
Distance floor to bottom screen (mm)	900	
Ref.	FSW-VW4x4-46	
Screen size	46"	
Configuration	3x3	
Electric lift	no	
Distance floor to bottom screen (mm)	900	
Ref.	FSW-VW4x4-46E	
Screen size	46"	
Configuration	4x4	
Electric lift	yes	
Distance floor to bottom screen (mm)	900	
Ref.	FSW-VW4X4-55	
Screen size	55"	
Configuration	4x4	
Electric lift	no	
Distance floor to bottom screen (mm)	900	
Ref.	FSW-VW4X4-55E	
Screen size	55"	
Configuration	4x4	
Electric lift	yes	
Distance floor to bottom screen (mm)	900	

VIDEOWALL TROLLEYS FURNITURE FINISHING



Ref. FSW-FF-3X3-46

Furniture sections 2
 Aprox. dimensions W3380 x D1016 x H670

Ref. FSW-FF-4X4-46

Furniture sections 2
 Aprox. dimensions W4505 x D1016 x H670

Ref. FSW-FF-3X3-55

Furniture sections 2
 Aprox. dimensions W3662 x D1016 x H670

Ref. FSW-FF-4X4-55

Furniture sections 2
 Aprox. dimensions W4885 x D1016 x H670

VIDEOWALL TROLLEYS FURNITURE FINISHING



Ref. FSW-RC-3X3-46

Panel sections 3
 Standard colour Black



Ref. FSW-RC-4X4-46

Panel sections 3
 Standard colour Black



Ref. FSW-RC-3X3-55

Panel sections 3
 Standard colour Black



Ref. FSW-RC-4X4-55

Panel sections 3
 Standard colour Black





PROFILE SPEAKER SET (CUSTOM-BUILT)



The Profile speaker sets can be made in any screen height, from screen, to videowall to LED wall. Using the same build technique and build quality assures of a perfect fitting audio solution with an impressive sound image. Available in LSH and LST build size.

PROFILE SPEAKER SET (CUSTOM-BUILT)



Ref.	LSH-XXXXPR
Dimensions in mm	W 147 x D 143 x H XXXX (height screen)
Max power	2 x 30 Watt RMS at 8 Ohm
Connections	wire connect & banana plug
Colour	Anodized aluminium with black or white speaker front



The Profile speaker set is a vertical orientated speaker set made to match the height of larger screens and videowalls. Internal speaker technology is based on the LSH/LST audio systems. The Profile speaker is installed on each side of the screen and is available in 2 x 30 Watt and 2 x 60 Watt or higher. Custom powered versions on request.

Check the Audipack website & price list for an upda ted product list.

ACTIVE SUBWOOFER

19" RACKING



Ref.	LSH-80SW
Max. power	80 Watt
Connection	2 x cinch, wire connect & banana plug
Power supply	100-230 VAC

Ref.	19" racking
	Optional for Movable Video Wall Display for installing equipment in cabinet.


Video wall and

Multi screen solutions

Create a video wall in any configuration...

The Audipack video wall mounting system is the most solid and adjustable system on the market.

Save time and money on the installation.





Create a **video wall** in any configuration

in next to no time!



Installing video walls with Audipack's installation systems saves time and money.

Audipack offers two systems:

VWM Basic system

The universal **VWM basic system** is a low cost, high value installation system that gives fast and precise installation.

The construction looks simple, but there is more than meets the eye. Each screen is separately adjustable when it is installed to the wall or rental flying frame.

The system copes easily with 2x2, 4x4 or even 8x4 configurations. With a simple addition of our screen installation cams, the screens are installed in an instant.

VWMS Serviceable system

The **VWMS serviceable system** is an impressive product that supports the installation of multiple screens on a wall whilst allowing individual screen access for servicing needs.

Each screen in the videowall can be pushed out from the wall, with the Push-to-Release system for service or repair. Simply push the screen back in when complete. The built-in adjustment feature means perfect alignment, even on a non-level wall.

The system copes easily with 2x2, 4x4 or even larger configurations. With a simple addition of our screen installation cams, the screens are installed in an instant.

Less effort for screen alignment perfection




BACK PLATES (BASIC SYSTEM)



Ref.	VWM-BPH-0800
Length in mm	800
Ref.	VWM-BPH-1000
Length in mm	1000

MOUNTING ARMS (BASIS SYSTEM)

Screen sizes constantly change, visit our website for updated models and screen sizes



* For screens with non-centric placed VESA pattern

Ref.	MA-400	MA-2-46AS *	MA-3-46AS *
Max. screen size		H 576-593	H 576-593
Vertical VESA	300, 400	400	400

Ref.	MA-400	MA-2-46-V3	MA-3-46-V3
Max. screen size		H 578-608	H 578-608
Vertical VESA	300, 400	300	300

Ref.	MA-400	MA-2-55	MA-3-55
Max. screen size		H 684-714	H 684-714
Vertical VESA	300, 400	400	400

Ref.	MA-400	MA-2-60	MA-3-60
Max. screen size		H 754-784	H 754-784
Vertical VESA	300, 400	200	200

Ref.	MA-600	MA-2-46P
Max. screen size		H 1023-1084
Vertical VESA	400, 600	200, 400, 600

Ref.	MA-600	MA-2-55P
Max. screen size		H 1215-1275
Vertical VESA	400, 600	200, 400, 600



Upper screen position and complete row height adjustment




Lower screen position & offset adjustment



VIDEO WALL PUSH TO RELEASE SYSTEM VOOR EASY SERVICE

Mounting head

Manually accessible, with Push to Release system



- ▲ Short installation time due to "row installing"
- ▲ Push-to-Release system for easy flat panel access
- ▲ Compact offset dimensions (only) 80 mm
- ▲ Post-installation fine tuning of height and leveling for a seamless installation
- ▲ Standard multi-axis adjustable interface, extendable up to VESA 600 x 400



A perfect aligned videowall, installed in a perfect time and all screens are serviceable. Those are the key elements of the VWMS videowall system. A system that installs with low effort featuring lots of alignment options in 6 axes, even when the wall is not finished well or is not perfectly level. The build-in 3D adjustment features deals with it all. Simply install the mounting heads with the use of the special installation ruler to the wall, mount the two brackets to the flat panel and hang the display on the mounting head. Align the display with the adjustment features.

PUSH TO RELEASE SYSTEM FOR EASY SERVICE



Ref.	VWM-MH3		
Dimensions in mm	W 560 x D 88 x H 550		
Wall offset in mm	88		
Nett weight	12 kg		
Linear service travel in mm	290		
Mounting interface	VESA 400		
Optional	VESA 600 x 400, 800 x 400 (MH3-EV800)		

- Post-installation fine tuning of height and leveling for a seamless installation;
- Post-installation lateral shift to easily slide screens apart or together for easy; maintenance and perfect alignment;
- Audible click when the screen safely engages with the mount;
- Fine-tuning adjustment in **6 axes** to ensure screens are perfectly vertical for a seamless install, to compensate for walls that are not perfectly flat;
- Push to Release for service access.



ACCESSORIES

UPGRADE SET FOR VWM-MH3 TO VWM-MH4

Ref. P7521

Allows you to upgrade a VWM-MH3 to a VWM-MH4. The P7520 control unit is required for selecting and activating your VWM-MH4 unit.

MOUNTING CAMS FOR MOUNTING ON BASIC SYSTEM



Ref. 392618S
M6 x 13

392318S
M8 x 13

MOUNTING CAMS (RECESSED HOLES)

Cams to fill up recessed mounting holes.



392621S
M6 x 35

392620S
M8 x 35

MOUNTING SET FOR VWM-MH3

Conversion set from VESA 400 to 600, 800.

Adds 15 mm extra wall offset (from 88 to 103 mm)



Ref. MH3-EV800

AUDIO SOLUTIONS



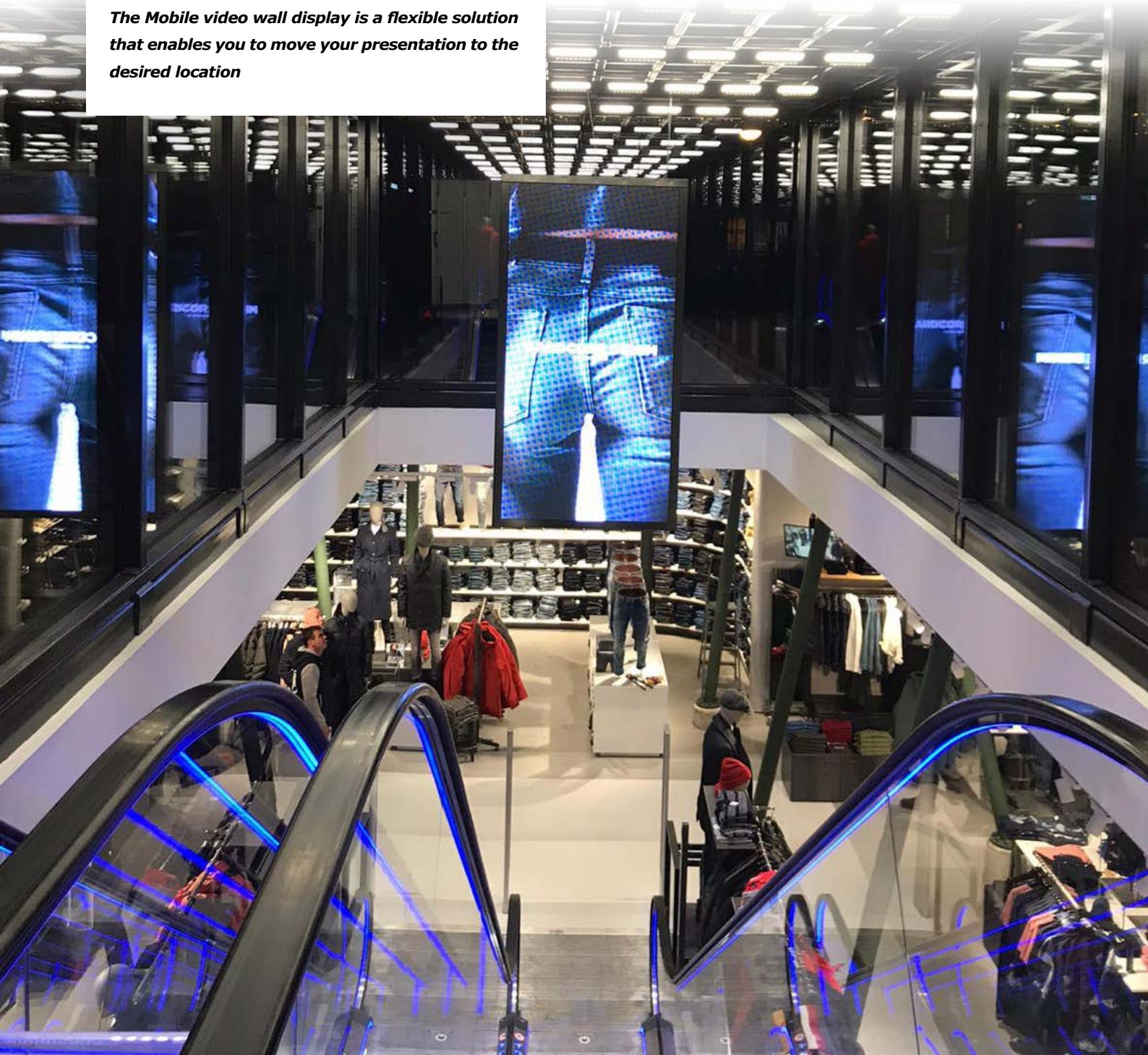
For every flat panel a made to measure soundbar is available. See chapter "Audio solutions" page 3 for more information



Led wall Solutions

Trolleys & Installation

The Mobile video wall display is a flexible solution that enables you to move your presentation to the desired location



"Audipack designs and creates logical and refined LED mounting systems for all brands of LED panels, and almost for any application."



From regular wall mounted systems (in-and outdoor, rental pop-up systems and luxury indoor trolleys. With years of knowledge Audipack created the systems that enable a quick and easy installation but also future proof, enabling systems to be modified in future.

The LWM systems are wall mounting solutions based on a specific standard that has been developed. The basic frame is easy to adapt to the screens to be used and as a cherry on the pie we supply a neat corner finishing to finish and protect the sides of the fragile panels.

The LSM systems are indoor trolleys specially designed to be used indoors at venues etc. This type of trolley is actually based on the known FSW-VW trolleys but modified to install LED units to the frame. Choices can be made in size, a nice furniture finishing, rear finishing when the back-side of the unit is visible and even electric height adjustment is possible.

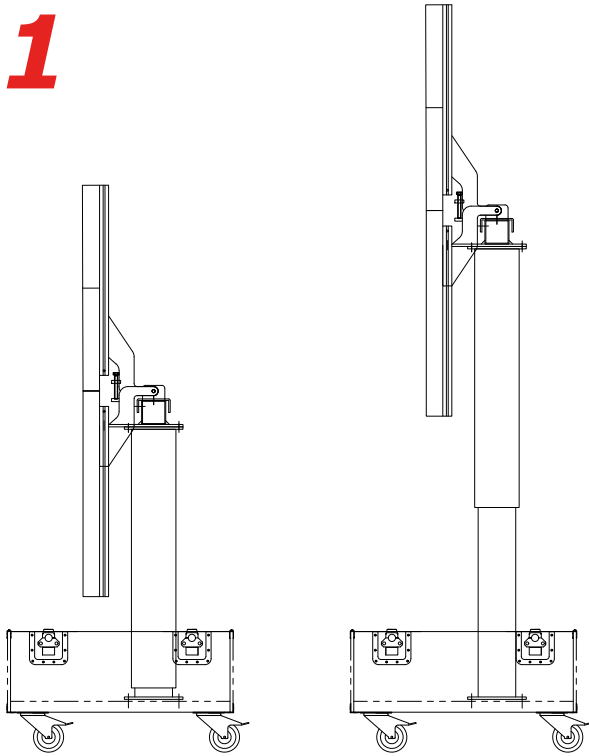




Custom LED solutions

Next to a standard range of products, Audipack also fabricates custom solutions such as pop-up, foldable or other kind of systems. With Audipack own engineering department possibilities are almost limitless.

1




2



4



3



With Audipack own engineering department possibilities are almost limitless.
Combination with flightcases or furniture are no problem as all products are designed and build in-house.


Electric height adjustable trolley for ledwall up to 200 inch

Dynamic, low profile mobile trolley incl. height adjustment for your large screens up to 200 inches.

Meet the LSW-T Trolley: Your Ultimate Solution for Internal LED Wall transport and presentation for ledwalls up to 200 inch.

This sleek trolley goes beyond the ordinary, boasting a minimalistic wheelframe with an invisible integrated motor drive that effortlessly lifts your LED wall to the perfect height. **Versatility is key, as it easily adapts to various LED brands and sizes.** But it's not just about lifting – this trolley is a complete AV integration solution. Integrated cable guidance and a 6-fold connection board below the wheel frame ensure a clutter-free setup and a tamper-proof system. Crafted with precision and care, the LSW-T is the epitome of innovation, making it the go-to choice for a seamless and reliable audio-visual experience.

Elevate your presentations with the LSW-T, where innovation meets craftsmanship.



Easy to move to another room


Reposition per occasion and target a selected audience

Standard color black RAL 9005 / anodized aluminum, other colours on request

Future proof, interchangeable with future video walls



- ▲ **Equipped with heavy-duty lockable castors.**
- ▲ **Simple installation**
- ▲ **CE/EMC certified**
- ▲ **Max. load is adjusted to the LED wall**
- ▲ **Lowest presentation height aprox. 250 mm**
- ▲ **Highest presentation height (bottom of screen)**
- ▲ **6 pieces D-sub connection pattern**
- ▲ **Enclosed cable guidance**




D-sub connections



ELECTRIC HEIGHT ADJUSTABLE DOUBLE COLUMN TROLLEY



Ref.	LSW-T10150W
Dimensions in mm	W 1525 x D 1000 x H 2000
Presentation height in mm (bottom screen)	250 mm
Vertical travel	1450 mm
Mounting interface	Brand Related
Max. load	150 Kg
Max. Led screen size(16:9)	150 Inch
Optional	Flightcase on wheels



Ref.	LSW-T15200W
Dimensions in mm	W 1500 x D 700 x H 1835
Presentation height in mm (bottom screen)	250 mm
Vertical travel	1450 mm
Mounting interface	Brand related
Max. load	200 Kg
Optional	Flightcase on wheels



When ordering the FSW-XXXXT trolley, the brand related LED mounting interface frame is standard included.

PRE SELECTED MODELS



Ref.	Brand
LSW-TWPHILIPS110	Philips 110 Inch.
LSW-TWPHILIPS137	Philips 137 Inch.
LSW-TWOPTOMA130	Optoma 130 Inch.
LSW-TWOPTOMA163	Optoma 163 Inch.

LED Wall trolleys

The mobile Led wall or LED trolley is the flexible solution in comparison with a wall mounted or ceiling suspended led screens walls. The trolley is made to order and offers lots of possibilities. The trolley in basic consists out of the tubular trolley frame, with or without integrated screen lift mechanism. This can be finished with a furniture finishing in colour and extra options:

Options:

- LSH / LST audio system made by Audipack, soundbar of vertical column speakers
- Subwoofer
- Electric screen height adjustment
- Decor rear finishing panel to cover the back-side of the screen
- Furniture finishing with optional equipment racking

The electric lift mechanism enables to lower the screens for internal transport or elevating the screens for presenting to standing audience.

The audio configuration is based on the well know Audipack LSH and LST sound systems. Whether it's for a small group of people in close range or a crowd of a few hundred, the Audipack sound systems offer a great sound even not impressive sound.



VIDEOWALL TROLLEYS BASIC FRAME



Ref. LSW-4x4-5050

Led cabinet size mm	W500 x H500
Configuration	4x4
Distance floor to botton screen (mm)	900



Ref. LSW-5x5-5050E

Led cabinet size mm	W500 x H500
Configuration	5x5
Distance floor to botton screen (mm)	900



Ref. LSW-4x4-6060

Led cabinet size mm	W600 x H600
Configuration	4x4
Distance floor to botton screen (mm)	900



Ref. LSW-4x4-6060E

Led cabinet size mm	W600 x H600
Configuration	4x4
Distance floor to botton screen (mm)	900





LED WALL TROLLEYS FURNITURE FINISHING



Ref. LSW-FF-4x4-5050

Led cabinet size mm W500 x H500
Configuration 4x4

Ref. LSW-FF-5x5-5050

Led cabinet size mm W500 x H500
Configuration 5x5

Ref. LSW-FF-4x4-6060

Led cabinet size mm W600 x H600
Configuration 4x4

Ref. LSW-FF-5x5-6060

Led cabinet size mm W600 x H600
Configuration 5x5

LED WALL TROLLEYS REAR COVER



Ref. LSW-RC-4x4-5050

Panel sections 3
Standard colour Black



Ref. LSW-RC-5x5-5050

Panel sections 3
Standard colour Black



Ref. LSW-RC-4x4-6060

Panel sections 3
Standard colour Black




Ref. LSW-RC-5x5-6060

Panel sections 3
Standard colour Black



LED Wall mounting systems



Construction

WALL MOUNT

Ref.	LWM-4x4-5050
Max Load	50 kg
Offset adjustment	23 mm
Material	Galvanised steel
Mounting diameter	8 mm



LED WALL MOUNTING SYSTEMS STANDARD CONFIGURATION



Ref.	LWM-4x4-5050
Led cabinet size mm	W500 x H500
Configuration	4x4
Bezel finishing	Yes



Ref.	LWM-5x5-5050
Led cabinet size mm	W500 x H500
Configuration	5x5
Bezel finishing	Yes



Ref.	LWM-4x4-6060
Led cabinet size mm	W600 x H600
Configuration	4x4
Bezel finishing	Yes



Ref.	LWM-5x5-6060
Led cabinet size mm	W600 x H600
Configuration	4x4
Bezel finishing	Yes



As LED panels are available in many sizes, her above an example set-up of products. Please contact Audipack for a wall mounting systems for your specific LED panel.



Wall mount solutions

for flat panels

The Audipack wall mounts,

are a range of products that offer perfect solutions for Pro AV use or permanent installations.



Flexible, strong

and **Innovative!**



The **Professional temporarily AV wall mounts** are specifically designed for professional installations. The special Lock&Secure mounting interfaces guarantees a quick installation and panel switch if required. Especially suitable for projects, public places, convention centres etc. To install your flat panel to an Audipack ProAV wall mount an additional flat panel bracket is needed.

- ▲ **Fast and easy installation**
- ▲ **Quick flat panel installation and removal**
- ▲ **Theft delay**
- ▲ **Very rigid design**



Screw cup detail®



Flexible mounting range

The strongest and most innovative solutions for wall mounting screens

The Audipack **wall mounts** are specifically designed for quick and safe installations; see them as temporarily rental applications, or for permanent installations. Key benefits include durability, speed of installation and easy product access.


The **Universal wall mounts** offer a wide range for the safe and fast installation of flat panels. Durable, flexible and adjustable they offer the perfect solution for every screen. With the special build-in "align feature" drill mistakes can be solved easily.



(registered product)

A wide range of VESA and universal mounts is available. All our flat panels wall mounts are safe and easy to install and are available for flat panels up to 120 inch diagonal.

The professional wall mounts on the next pages are combined with L&S3 or L&S5 monitor brackets.





PERMANENT INSTALLATION - MULTI VESA

	Ref. 390838 Dimensions in mm W 120 x D 22 x H 122 VESA 75 & 100	
	Ref. 390839 Dimensions in mm W 120 x D 22 x H 162 VESA 75 & 100 Tilt adjustment in degrees +5	
	Ref. 390840 Dimensions in mm W 269 x D 28 x H 250 VESA 75, 100 & 200	
2-POINT WALL MOUNT 	Ref. FWM-V402 Dimensions in mm W 460 x D 21 x H 530 Max. mounting range in mm W 400 Positioning Landscape and portrait	
	Ref. FWM-V600 Dimensions in mm W 660 x D 21 x H 500 Max. mounting range in mm W 600 Positioning Landscape and portrait	

PERMANENT INSTALLATION - MULTI VESA

 <i>For Ultra thin LED screens</i>	Ref. FWM-V400 Dimensions in mm W 460 x D 12 x H 520 VESA width 200, 300 & 400 VESA height 200, 300 & 400 <i>Including flat panel installation materials</i>	
	Ref. FWM-V900 Dimensions in mm W 1004 x D 30 x H 966 Max. mounting range in mm W 900 x H 600 <i>Please refer to www.audipack.com for brand related large screen wall mounts</i>	

TILTABLE WALL MOUNT WITH EQUIPMENT CABINET BEHIND SCREEN

<i>Inclusive Align® installation feature</i> 	Ref. FWM-V400EC Dimensions W 605 x D 85 x H 480 mm Max. range mounting points W 470 x H 460 mm Tilt adjustment in degrees -15 / 0 / +15 Equipment cabinet behind screen	
--	---	--------------

PERMANENT INSTALLATION - PULL TO RELEASE - UNIVERSAL

	Ref. FWM-V8SV Max. mounting range in mm W (free adjustable) x H 825 x Depth in mm flat 109, extended 320 The FWM-V8SV is a heavy duty wall mount for large flat screens. By pulling the cords, the wall mount is released and comes forward to give access for service. A perfect solution to be applied for a wall recess.	
--	--	----------

WALL MOUNTS TEMPORARY INSTALLATION & RENTAL

L&S 5 MOUNT



Ref. 390967
 Dimensions in mm W 340 x D 18 x H 286
 Mounting interface L&S 5



TILTABLE L&S 5 MOUNT



Ref. 390657
 Dimensions in mm W 359 x D 41 x H 320
 Mounting interface L&S 5
 Tilt adjustment -10° / 0° / +10°
 Optional lock numeric:230052



PERMANENT INSTALLATION - UNIVERSAL



Ref.	392696	392698
Dimensions in mm	W 1550 x D 50 x H 800	W 1550 x D 50 x H 1290
Max. mounting range connected	W 1495 x H 740	W 1495 x H 1290
Max. mounting range open	W 2000 x H 740	W 3000 x H 1290



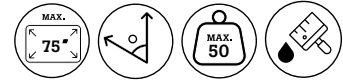
Ref. 392585
 Dimensions in mm approx. 2 x W 139 x D 44 x H 830
 Max. mounting range in mm W 1500 x H 800



Heavy duty wall mount, easy to install.



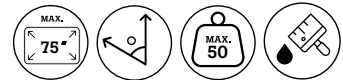
Ref. FWM-2688
 Dimensions in mm W 540 x D 60 x H 380
 Max. mounting range in mm W 470 x H 360
 Min. mounting range in mm W 80
 Tilt adjustment in degrees -10° / 0° / +10°



Lock the bracket with the optional lock
Ref.: 230052(numeric)



Ref. FWM-2690
 Dimensions in mm W 740 x D 60 x H 500
 Max. mounting range in mm W 670 x H 446
 Min. mounting range in mm W 227,5
 Tilt adjustment in degrees -10° / 0° / +10°



Lock the bracket with the optional lock
Ref.: 230052(numeric)



Ref. FWM-688
 Dimensions in mm W 530 x D 28 x H 400
 Max. mounting range in mm W 470 x H 360
 Min. mounting range in mm W 88



Lock the bracket with the optional lock
Ref.: 230052(numeric)



Ref. FWM-690
 Dimensions in mm W 728 x D 28 x H 500
 Max. mounting range in mm W 670 x H 446
 Min. mounting range in mm W 174



Ref. FWM-688P
 Dimensions in mm W 530 x D 28 x H 650
 Max. mounting range in mm W 470 x H 600
 Min. mounting range in mm W 88



Ref. FWM-690P
 Dimensions in mm W 730 x D 28 x H 650
 Max. mounting range in mm W 670 x H 600
 Min. mounting range in mm W 174



SCREEN-CRAWLER (INSTALLATION AID)



Ref. SC-190

Max load	200 kg
Height (retracted)	1990 mm
Max. lift height (hook)	2900 mm



Optional: **P7551**, lifting aid with eyebolts for lifting loads with bands or chains (bands and chains not supplied) more info on our website.

- ▲ **Complies with NEN-EN-ISO 12100:2010NL**
- ▲ **Yearly check-up required**

The screen-crawler makes it possible to safely lift large screens with a minimum of effort and less installers. You simply attach the screen with hoisting cables/bands to the hoist aid and you hoist up te screen with the hinch.



Wall arms

for flat panels

Audipack flat panel swivelling wall arms;

a world standard in stability and ease of use.



Relax and enjoy


the flexibility

Enjoy your flat panel from anywhere in the room.

Face the screen towards your kitchen, child's play area or your guests. The clean lines of the design negate the need for complex supports.

These extremely stable wall arms allow the flat panel to be set in any position. Their minimalistic looks and neat dimensions ensure the attention is focused on the screen rather than the wall arm. All cables are hidden in the arm itself, so unsightly wiring is out of sight.

Use the **Screen-Crawler** (SC-190) Installation Aid for safe installation of large, heavy screens. (See page 63)



- ▲ **Rigid and safe construction**
- ▲ **Lockable in every position**
- ▲ **Very flexible in use**
- ▲ **Integrated cable duct in swing arms and wall plate**



All cables out of sight through the arm



Lockable in position



L&S 3 mounting interface



DOUBLE SWIVELLING WALL ARM WITH L&S 3 + VESA



Ref.	390695
Dimensions in mm	W 650 x D 115 x H 483
Max. wall offset in mm	1087
Nett weight	23 Kg
Mounting interface	VESA 75, 100 & 200 x 100



FLAT PANEL SWIVELING WALL ARM UP TO 120 KG



Ref.	FWA-120
Dimensions in mm	W 650 x D 115 x H 483
Max. wall offset in mm	1050
Nett weight	23 Kg
Max load	120 kg
Max screen size	aprox 120 inch
Mounting interface	L&S 5 for UFPRO mounts (be aware of load limit of brackets 80 kg) 170x170 M8/M10 brackets for large screens, load up to 120 kg



FWA-120 with optional UFPRO-6040 or UFPRO-9060.

FLAT PANEL SWIVELING WALL ARM UP TO 30 KG



Ref.	FWA-BM80
Dimensions in mm	W596 x D 230 x H 400
Max. wall offset in mm	130
Max load	30 kg
Max screen size	aprox. 65-70"
Mounting interface	L&S 5 for UFPRO mounts



ACCESSORIES

MOUNTING BRACKETS FOR FLAT PANELS (SEE PAGE 112 FOR THE FULL PROGRAM)



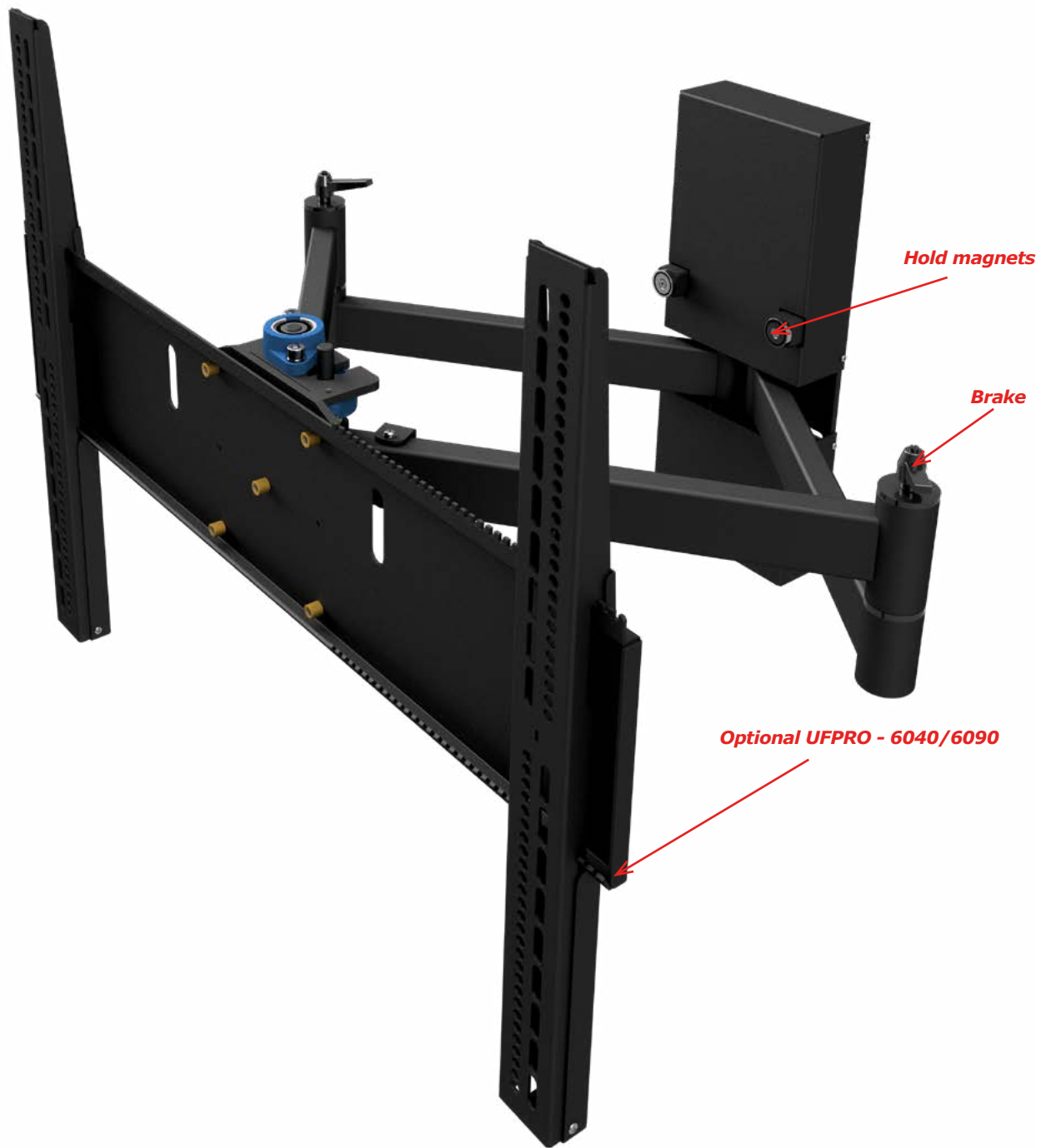
Mount any brand and type of flat panel on any Audipack system with the Audipack mounting brackets.



UFPRO series



VESA mounts



*The FWA-120 is a full articulating **wall arm for the largest screens.** This double swing arm has bearings in every hinge which enables a swift and effortless movement of the screen in any direction..*



Ceiling mounts

for flat panels

With flat panels becoming an increasingly important element of any professional install,

the installation speed, adjustability and stability of the accessories are important features.

Audipack introduces the new generation of ceiling mounts for flat panels.



Stylish and

Professional!

Audipack's flat panel ceiling mounts are durable mounting solutions that allow height and angle adjustment of the flat panel.

The flat panel ceiling mounts are slim, discreet and suitable for any brand and type of panel. This product line enables quick installation and complements any installation. Flexible screen adjustment and neatly hidden cables within the tubes are standard features.

Fixed lengths and telescopic versions are available to position the screen perfectly for every height and location.

The colour of the mounting head is standard black RAL 9005

- **The CMV1 and CMV2 series** feature a new special ball-joint to easily direct and adjust the screen towards the viewer. This product line offers standard VESA 75, 100 and 200 mounting patterns.
- **The FCM and FCMD series** are durable and rigid product lines that offer flexibility for installing *larger single* or *back-to-back* screens. Perfect for pro AV installation projects.

With the standard available options it is very easy to adapt the ceiling mounts to meet your installation specifications.

The 800 series flat panel ceiling mounts are designed for installations with large screens installed onto high ceilings. The product stability allows a slim but long ceiling mount, hiding all cables and offering a continuous height adjustable mounting head with forward inclination.

With the Audipack Lock&Secure system the flat panel is easily mounted and quickly secured. Custom-made models are available in lengths up to 4 metres.

- ▲ **Telescopic models available**
- ▲ **Perfectly angle adjustment**
- ▲ **VESA and L&S 5 suited**
- ▲ **All cables hide through the tube**
- ▲ **VESA and L&S 5 in black**



Angle adjustment



Neatly installed cables




20° adjustment and standard lockable



Standard ceiling finishing on all models

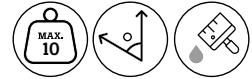


CMV1 SERIES: CEILING MOUNTS WITH VESA 75 & 100



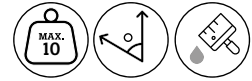
Ref. CMV1-0300G

Length in mm 300
 Tube diameter in mm 54
 Tilt adjustment in degrees 0-27°



Ref. CMV1-0500G

Length in mm 500
 Tube diameter in mm 54
 Tilt adjustment in degrees 0-27°



Ref. CMV1-0800G

Length in mm 800
 Tube diameter in mm 54
 Tilt adjustment in degrees 0-27°

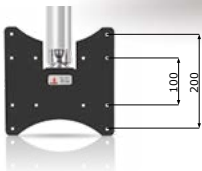


Ref. CMV1-1000TG

Length in mm 604-1000 (Telescopic)
 Tube diameter in mm 54-60
 Tilt adjustment in degrees 0-27°

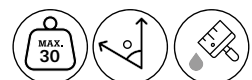


CMV2 SERIES: CEILING MOUNTS WITH VESA 100 & 200



Ref. CMV2-0500G

Length in mm 500
 Tube diameter in mm 54
 Tilt adjustment in degrees 0-27°



Ref. CMV2-0800G

Length in mm 800
 Tube diameter in mm 54
 Tilt adjustment in degrees 0-27°

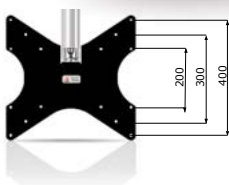


Ref. CMV2-1500TG

Length in mm 907-1500 (Telescopic)
 Tube diameter in mm 54-60
 Tilt adjustment in degrees 0-27°

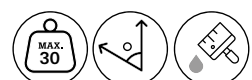


CMV4 SERIES: CEILING MOUNTS WITH VESA 200, 300 & 400



Ref. CMV4-0500G

Length in mm 500
 Tube diameter in mm 54
 Tilt adjustment in degrees 0-27°



Ref. CMV4-0800G

Length in mm 800
 Tube diameter in mm 54
 Tilt adjustment in degrees 0-27°



Ref. CMV4-1500TG

Length in mm 907-1500 (Telescopic)
 Tube diameter in mm 54-60
 Tilt adjustment in degrees 0-27°



FCM SERIES: CEILING MOUNTS WITH L&S 5



5 point mounting system
Bracket is required for screen mounting (page 47)



Ref.	FCM-1000B
Length in mm	1000
Tube diameter in mm	54
Tilt adjustment in degrees	0-20°
Tilttable ceiling plate	yes



Ref.	FCM-1500B
Length in mm	1500
Tube diameter in mm	54
Tilt adjustment in degrees	0-20°
Tilttable ceiling plate	yes



Ref.	FCM-1500TB
Length in mm	909-1500 (Telescopic)
Tube diameter in mm	54-60
Tilt adjustment in degrees	0-20°
Tilttable ceiling plate	yes



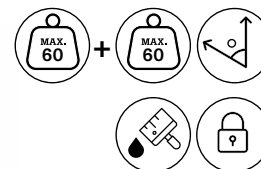
FCMD SERIES: BACK TO BACK SOLUTIONS



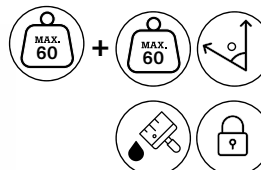
5 point mounting system
Bracket is required for screen mounting (page 47)



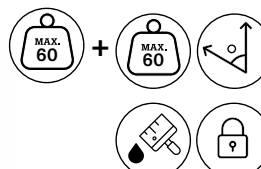
Ref.	FCMD-1000B
Length in mm	1000
Tube diameter in mm	54
Tilt adjustment in degrees	0-20°
Tilttable ceiling plate	yes



Ref.	FCMD-1500B
Length in mm	1500
Tube diameter in mm	54
Tilt adjustment in degrees	0-20°
Tilttable ceiling plate	yes



Ref.	FCMD-1500TB
Length in mm	909-1500 (Telescopic)
Tube diameter in mm	54-60
Tilt adjustment in degrees	0-20°
Tilttable ceiling plate	yes



800 SERIES CEILING MOUNTS L&S 5



Ref.	FCM-800-1000
Length in mm	1000
Tilt adjustment in degrees	0-15°
Optional lock	Numeric:230052
Optional ceiling finishing ring	CFR-800



5 point mounting system
Bracket is required for screen mounting



Ref.	FCM-800-1500
Length in mm	1500
Tilt adjustment in degrees	0-15°
Optional lock	Numeric:230052
Optional ceiling finishing ring	CFR-800



5 point mounting system
Bracket is required for screen mounting









Custom length available on request



SQUARE CEILING MOUNT



Ref.	FCM4-4655		
Tilt adjustment	15 degrees downwards		
Mounting interface	Universal		
Standard colour	Black RAL 9005		
Ceiling mount pole	1000 - 1500 mm (centre screen)	4 x	

Ref.	FCM4-6075		
Tilt adjustment	15 degrees downwards		
Mounting interface	Universal		
Standard colour	Black RAL 9005		
Ceiling mount pole	1000 - 1500 mm (centre screen)	4 x	

The FCM4 square ceiling mount is sturdy and easy to install. It supports four large flats screens. The FCM4 comes with a bracket to attach the tube to the ceiling. The FCM4-tube can be custom made in any size up to 3000 mm. The FCM4 is available for screen sizes up to 90".

Order reference: **FCM4- XX(screen size)**

Tubes set and length custom available.

ACCESSORIES

MOUNTING BRACKETS FOR FLAT PANELS (SEE PAGE 8 FOR THE FULL PROGRAM)



Mount any brand and type of flat panel on any Audipack system with the Audipack mounting brackets.



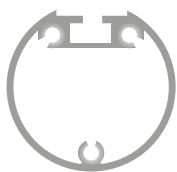
UFPRO series



VESA mounts

CEILING MOUNTS

EXTENSION TUBES



Diameter 54 mm.

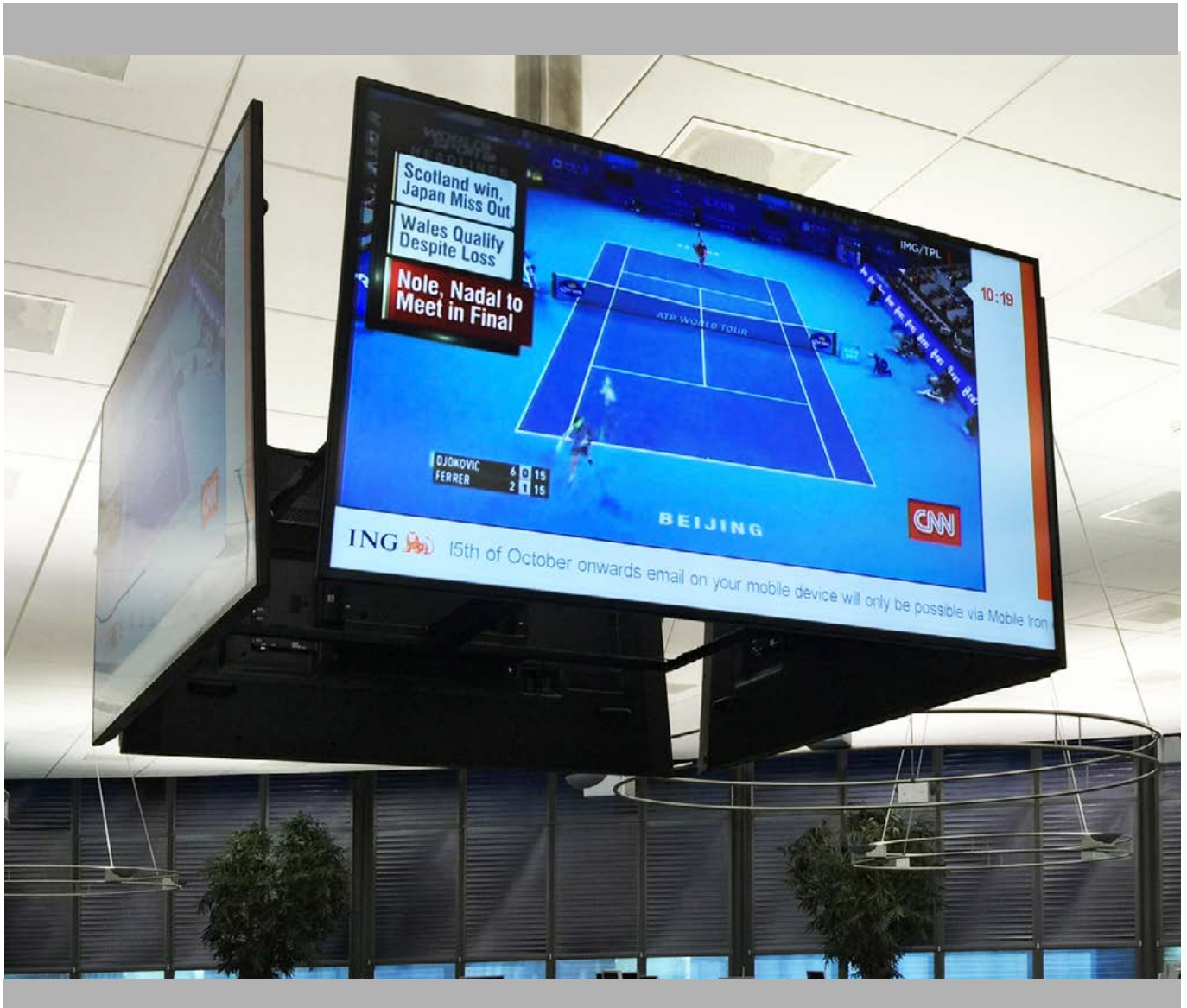


Ref.	ET-1000	ET-1500	ET-2000	ET-2500
Length in mm	1000	1500	2000	2500
Length gain in mm	940	1440	1940	2440

TRUSS MOUNTS (Ø 50 MM TRUSS)



Ref.	TM-54	TM-54-200	TM-60 (Telescopic tube sets only)
Suitable for	54 mm tubes	Telescopic FCM-1500T, FCMD-1500T	60 mm tubes





Ceiling to floor solutions

for flat panels

The Audipack ceiling to floor solutions

A free standing and solid solution in any environment





Create a *free standing*

solution...

The ceiling to floor (CTF) and floor to wall (FTW) products are the ideal solutions for installing flat panels in a free standing position in a room or when a wall is too weak constructed to hold a rather large (touch) screen. The CTF and FTW products are manufactured from modern designed aluminium profiles with an integrated cable duct. For each application a choice, that's why Audipack offers 3 different contour shaped profiles.

Your choices:

The 700 series is the slimmest model which can be used in a single and double version. With its detachable cable duct covers it offers a slim but strong presentation solution.



700 series

The 800 series is a mid-size profile with 2 cable ducts and suitable for mid to large sized LED screens. The screens can be installed along the length of the column.



800 series

The 900 series is the most rigid and strong column. It's strong enough to hold the heaviest screens and rigid enough to handle the longest lengths. With its large internal cable duct the best solution for multiple screen installations like videowalls.

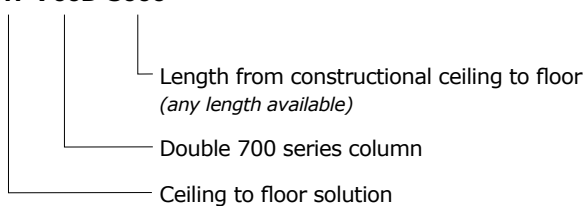


900 series

**The ceiling to floor solutions can be made in any length.
A perfect solution for any situation...**

Order explanation:

CTF-700D-3000



To install your flat panel to an Audipack product an additional flat panel bracket is needed.

- ▲ **A free standing solution**
- ▲ **Rigid and flexible construction**
- ▲ **Single or multi-screen mounting**
- ▲ **Integrated cable duct all columns**



Mounting interface: L&S 5



CEILING TO FLOOR SINGLE 700



Ref.	CTF-700
Standard length	2700 mm (max. 5000 mm)
Column size	60 x 110 mm
Max. load (approx)	1 x 50, 2 x 40, 3 x 30 Kg
Mounting interface	L&S5
Cable duct	2 removable covers

Bracket is required for screen mounting

CEILING TO FLOOR DOUBLE 700



Ref.	CTF-700D
Standard length	2700 mm (max. 5000 mm)
Column size	2 x 60 x 110 mm
Max. load (approx)	1 x 60, 2 x 50, 3 x 30 Kg
Mounting interface	L&S5
Cable duct	4 removable covers

Bracket is required for screen mounting

FLOOR TO WALL SINGLE 700



Ref.	FTW-700
Standard length	2000 mm (max. 5000 mm)
Column size	60 x 110 mm
Max. load (approx)	1 x 50, 2 x 40, 3 x 30 Kg
Mounting interface	L&S5
Cable duct	2 removable covers

Bracket is required for screen mounting

CEILING TO FLOOR SINGLE 800



Ref.	CTF-800
Standard length	2700 mm (max. 5000 mm)
Column size	125 x 60 mm
Max. load	85 Kg
Mounting interface	L&S5
Cable duct	hinged door

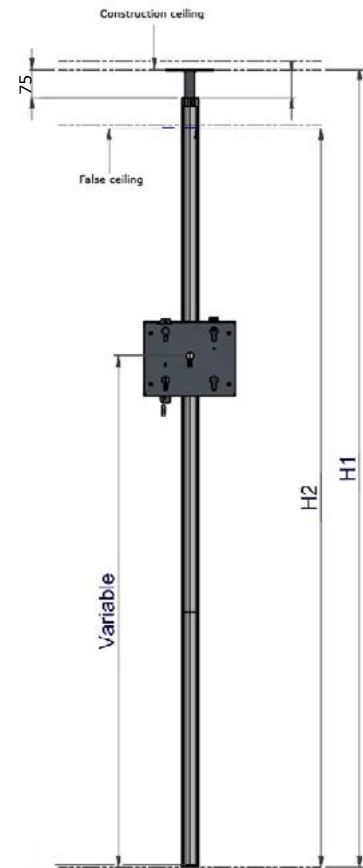
Bracket is required for screen mounting

CEILING TO FLOOR SINGLE 900



Ref.	CTF-900
Standard length	2700 mm (max. 5000 mm)
Column size	183 x 91 mm
Max. load	2 x 85 Kg
Mounting interface	L&S5
Cable duct	hinged door

Bracket is required for screen mounting



For ordering custom length CTF, please provide dimensions H1 and H2

Attention: CTF-900-2700 = H1

Ceiling to Floor with

integrated Audio



Permanent presentation solution with integrated audio.

The CTF-Atlas is a unique ceiling to floor solution for your flat panel up to 65 inch.
 The secret of this presentation solution is the integrated audio feature of 2 x 30 Watt in the vertical column.
 A LED screen can be installed via the L&S5 mounting interface and with an equipment holder EC-1 or EC-1WLD (optional) a Mac mini, mini PC or Barco Click- Share mini can be applied.

The CTF- ATLAS has a standard length that can be shortened if needed. Other lengths can be ordered custom-made to fit the specific ceiling height.

- ▲ Easy equipment installation
- ▲ Portrait or landscape flat panel positioning
- ▲ Integrated passive audio




Built-in speakers

CEILING TO FLOOR SOLUTION AUDIO



Ref.	CTF-ATLAS
Dimensions in mm	W 147 x D 143 x H 2700*
Suitable for ceiling height in mm	H 2716 - 2830
Presentation height in mm	1600-1900 (centre screen)
Mounting interface	L&S 5
Colour	Anodized Aluminium / black speaker front
Max power	2 x 30 Watt at 8 Ohm
Frequency	70 Hz - 20 KHz



*Custom lengths can be ordered to fit the specific ceiling height.



Ref.	CTF-ATLAS-XL
Dimensions in mm	W 955 x D 145 x H 2708*
Suitable for ceiling height in mm	H 2716 - 2830
Presentation height in mm	1800-2000 (centre screen)
Mounting interface	L&S 3 & 5, VESA 600 x 500/400, 400 x 500/400
Colour	Anodized Aluminium / black speaker front
Max power	2 x 30 Watt at 8 Ohm
Frequency	70 Hz - 20 KHz



*Custom lengths can be ordered to fit the specific ceiling height.



ACCESSORIES

MOUNTING BRACKETS FOR FLAT PANELS (SEE PAGE 8 FOR THE FULL PROGRAM)



Mount any brand and type of flat panel on any Audipack system with the Audipack mounting brackets.



UFPRO series



VESA mounts

EQUIPMENT HOUSINGS

Housing for Mac Mini, universal media player, Barco clickshare mini

Mounting interface: L&S 5



EC-1WLD (Type F, CEE 7/4, Wieland connection)
H 200 x B 200 x D 48

Ref.
Max. dimensions equipment in mm

AUDIO SOLUTIONS



Interface for Soundbar
Ref.



700 series single
LSH-FS700



700 series double
LSH-FS700D

800 series
LSH-FS800

900 series
LSH-FS900

For every flat panel a made to measure soundbar is available.
See chapter "Audio solutions" page 3 for more information

STEREO MINI AMPLIFIER

For:
LSH / LST Soundbar



Ref.
Max. power

491026
2 x 20 watts @ 8 Ohm

VIDEO CONFERENCE MOUNTING HEAD



For multi-screen solutions
please select chapter FLEX-800

Column mounts

for flat panels

The Audipack column mounts for flat panels


are the most flexible solution for mounting onto pillars or columns





Stylish and

Professional!



Audipack column mounts are ideal for installing flat panels onto round or square columns.

The metal clamp gives a flexible and secure method of mounting that does not undermine the column's strength. All Audipack Lock&Secure mounts can be used in conjunction with this product.

These mounts are custom made to the client's order. They are available in difference diameters for single or multiple flat panel installation.

A slim and solid solution for all situations. No drilling needed.

- ▲ **Does not affect constructional column strength**
- ▲ **Clamping installation**
- ▲ **Custom made for any situation**
- ▲ **Standard colour black RAL 9005**

	Ref.	FKM-2050		FKM-5080	
	Max. Load	60 Kg	Max. Load	60 Kg	
	Mounting interface	L&S5	Mounting interface	Multi-Vesa up to 400x400	
	Colour	Black RAL 9005, INOX	Colour	Black RAL 9005, INOX	
	Angle adjustment	0	Angle adjustment	0	
	Column diameter	200 - 500 mm	Column diameter	500 - 800 mm	
	Ref.	FKM-V400T-2050			
	Max. Load	30 Kg			
	Mounting interface	Multi-Vesa up to 400x400			
	Colour	Black RAL 9005, INOX			
	Column diameter	200 - 500 mm			

ACCESSORIES

MOUNTING BRACKETS FOR FLAT PANELS (SEE PAGE 8 FOR THE FULL PROGRAM)



Mount any brand and type of flat panel on any Audipack system with the Audipack mounting brackets.



UFPRO series



VESA mounts



Truss mounts

for flat panels

The Audipack truss mounts for flat panels are

a sturdy solution for mounting flat panels to truss constructions.





Install flat panels to a **truss**

safely and **quickly**



Stainless steel security cable: **399941**



There is no easier way to mount flat panels to a truss than with one of the Audipack truss mounting solutions.

Audipack offers a range of flexible products that feature safety and speed as key elements. The low risk way to mount the flat panels with the minimal use of tools and external materials.

A fixed mount is available which is directly mounted to the truss. This product line is available with varying lengths of tubes for total flexibility.

To install your flat panel to an Audipack product an additional flat panel bracket is needed.

800 SERIES TRUSS MOUNTS L&S 5



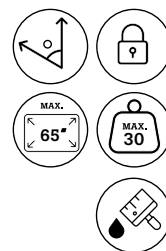
Ref.	FTC-800-1000B
Length in mm	1000 mm
Truss diameter in mm	50
Tilt adjustment in degrees	0-15°
Rotation truss mount in degrees	-30-30°
Mounting interface	L&S 5
Optional	numeric lock Ref.: 230052



TRUSS TUBE SETS



Ref.	FTC-1500T
Length in mm	909-1500
Truss diameter in mm	50
Tilt adjustment in degrees	0-20°



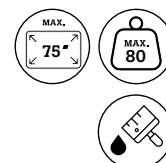
DIRECT TRUSS MOUNT



2 X



Ref.	390694
Dimensions in mm excl. clamps	W 450 x D 30 x H 450
Suitable for truss width in mm	250 - 300
Truss diameter in mm	50
Truss clamps	2 included





ACCESSORIES

MOUNTING BRACKETS FOR FLAT PANELS (SEE PAGE 8 FOR THE FULL PROGRAM)



Mount any brand and type of flat panel on any Audipack system with the Audipack mounting brackets.



UFPRO series



VESA mounts





Wall mounted lift systems

for touch screens

The electric height adjustable wall lift systems,

allow you to use touch screen monitors in a more flexible way. Just push a button to change the user height. Ideal for schools or rooms with multiple users. The wall systems are easy to install and there are floor and ceiling options.



Plug & Play height adjustable

wall lift systems

Height adjustable wall lift systems for touch screens

These wall lift systems are perfect for the education market, being flexible, durable and rigidly constructed.

Lift your large flat panel or touch screen in any position with just the touch of a button.

These lift systems offers a very short installation time! The lift systems are provided with an universal mounting systems to mount any brand and type of screen up to 160 Kg.

Audipack designs and manufactures in privately owned design studios and factories, so we can customise the system to suit individual customer's needs. We use our own durable materials that are easy to clean and highly scratch resistant.

Use the **Screen-Crawler** (SC-190) Installation Aid for safe installation of large, heavy screens. (See page 63)



1 hour installation!

- ▲ **Short installation time**
- ▲ **Easy equipment installation**
- ▲ **Durable, well designed and slim constructions**
- ▲ **Safe and secure**

DWS-120E, DWS-160E



Mounting interface: VESA 400 x 200, 400 x 400, 600 x 200, 600 x 400 and L&S5

All products



Locked when mounted with an Audipack mounting bracket

DWS-120E, DWS-160E



Lockable VESA mounting patterns



WALL MOUNTED LIFT SYSTEM



Ref.	DWS-T100E	
Height adjustable in mm	650	
Wall offset in mm	100	
Mounting interface	VESA 400 x 200, 400 x 400, and L&S5	
Connectivity	Hand control included, contact relay Optional wall switch, RF remote or bluetooth receiver	
Power	230 VAC 50-60Hz/24 VDC	
Optional	soundbar, use LSS-DWS-T for mounting.	




ELECTRIC HEIGHT ADJUSTABLE WALL LIFT SYSTEMS



Ref.	DWS-120E	
Dimensions in mm	W1010 x H2300 x D125	
Presentation height in mm	700-1800 (centre screen)	
Mounting interface	VESA 400 x 200, 400 x 400, 600 x 200, 600 x 400 and L&S5	
Connectivity	RF remote included	
Power	230 VAC 50-60Hz	



FLOOR LIFT SYSTEM FOR FLAT PANELS



Ref.	FSL-165E	FSL-165E-XL
Dimensions in mm	W 860 x H 1719 x D 147	W 860x H 1953 x D 147
Presentation height in mm	899 - 1399 (centre screen)	913 - 1653 (centre screen)
Mounting interface	Up to VESA 800x600	Up to VESA 800x600
Power	230 VAC 50-60Hz	230 VAC 50-60Hz





Optional:
FSL-160-FMP: Floor mounting plate for FSL-160E & FSL-160E-XL
FSL-160-WM: Wall mounting set for FSL-160E & FSL-160E-XL
FSS-160-LTS: Laptop shelf for FSL-160E & FSL-160E-XL. Also suitable for FSW-T160B, FSW-T160-XL, FSW-T160BT, see page 48 for more info.

WALL MOUNTED LIFT SYSTEM

Ref.

FSL-160E-DUO

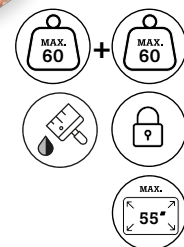


Ref.

FSL-160E-DUO

Dimensions in mm
Presentation height in mm
Mounting interface
Connectivity
Power

W1010 x H2300 x D125
700-1800 (*centre screen*)
MULTI VESA
Wired hand remote
230 VAC 50-60Hz




Ref.

FWL-7075V

Dimensions in mm
Vertical travel
Max. screen height
Max. Load
Mounting interface
Connectivity
Power
Colour

W712 x H1055xD105
1300 mm
1050 mm
85 Kg
MULTI VESA
Contact relay or optional remote
230 VAC 50-60Hz
RAL 9005 black





WPL, wall panel lift system for concealed screens in the wall

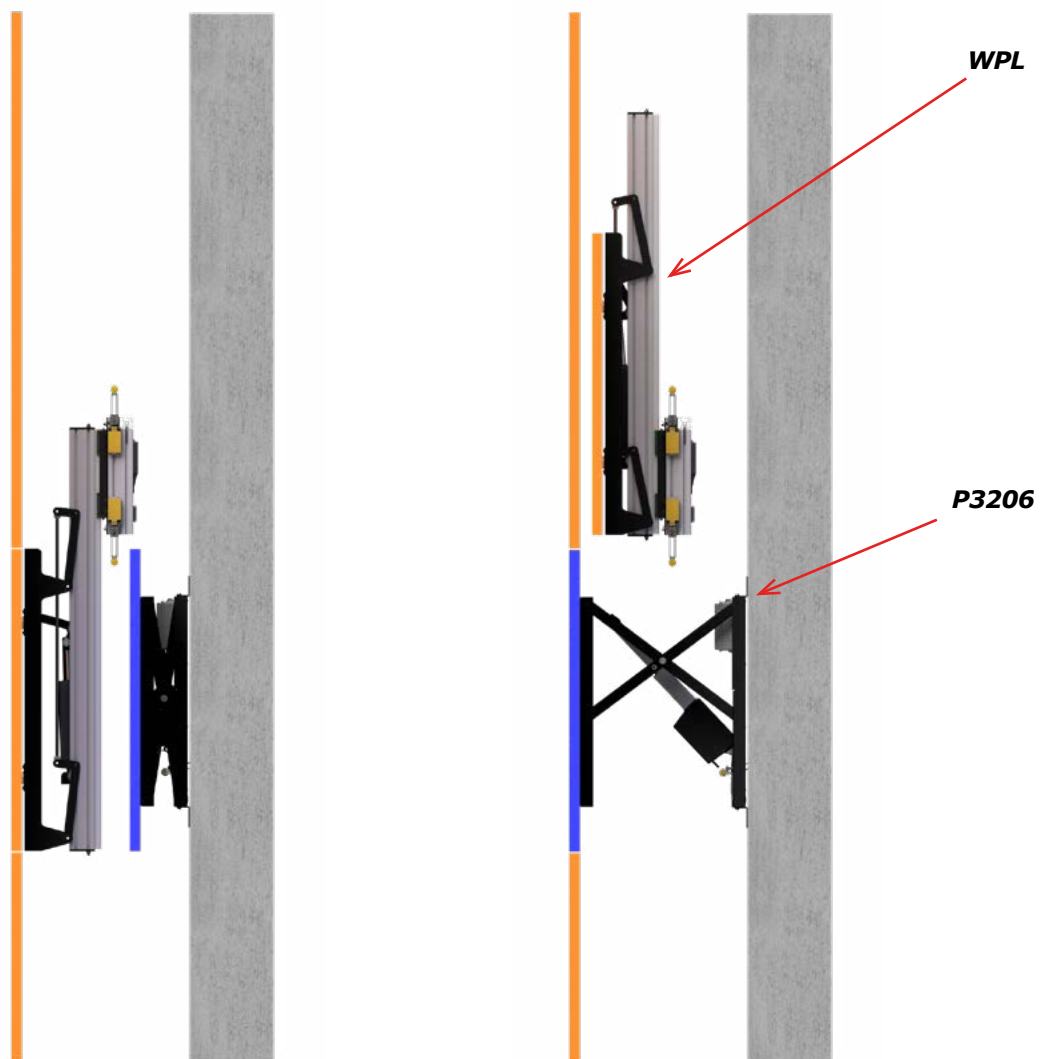
With a push on the button, a panel of your cabinet or in the wall is retracted into a recess and lifted to reveal your flat panel, ready to play.

Motorized lift that can move a wall or cabinet panel up and down and fit it in the wall cut out.

The WPL can be used in combination with a P3206 system that enables to move forward the screen when the panel is retracted and lifted up.

All motions are automated in in pre-programmed sequence. Controlled by contact relays or optional IR control.

The WPL and P3206 can also be used separately from each other.



Closed situation

Retracted TV
Closed front panel

Presentation situation

Retracted and raised front panel
TV moved forward

WPL, WALL PANEL LIFT SYSTEM FOR CONCEALED SCREENS IN THE WALL

WPL



Ref.

Max. panel weight
Forward shift
Vertical travel
Panel mounting
Colour
End positions

WPL-1V-750

20 Kg
55 mm
750 mm
magnetic
RAL 9005
Adjustable

WPL-1V-1000

20 Kg
55 Mm
1000 mm
magnetic
RAL 9005
Adjustable

P3206



Ref.

Max. load
Forward shift
Mounting interface
Colour
End positions

P3206

50 Kg
Max. 400 mm
L&S5
RAL 9005
Adjustable

MOUNTING BRACKETS FOR FLAT PANELS (SEE PAGE 8 FOR THE FULL PROGRAM)



Mount any brand and type of flat panel on any Audipack system with the Audipack mounting brackets.



MOUNTING CAMS FOR DIRECT VESA MOUNTING

RECESSED MOUNTING HOLES



Ref.

392618S
M6 x 13



392318S
M8 x 13



392621S
M6 x 35

392620S
M8 x 35

REMOTE CONTROLS



Ref.
Suitable for



261436
External 1-channel RF remote set.



261318
DWS-T100 and DWS-160E



Pop up lift systems

for flat panels

Silently raises and lowers the TV out of the furniture

No jerky movement or unexpected sounds, just the silent, smooth appearance of the screen on demand.

This fast and rigid lift system complements interior furniture. Well designed, the plug and play lift is quick to install and robust in operation.

The telescopic Pop up lift systems

pops up your screen of up to 90". Single, double and quad column models are available.



TELESCOPIC POP UP LIFT SYSTEMS

Power supply: 230 VAC 50-60 Hz/24 VDC



Ref.

Dimensions in mm
 Nett stroke
 Presentation height (centre screen)
 Mounting interface
 Connectivity

P3674 Single column lift

W 400 x D 213 x H 585-1260
675
1056
 VESA 75, 100, 200 & L&S 3
 Contact relay
 Optional wall switch, RF remote



Ref.

Dimensions in mm
 Nett stroke
 Presentation height (centre screen)
 Max. mounting range in mm.
 Min. mounting range in mm.
 Connectivity

P5321 Single column lift

W 860 x D 290 x H 880-1845
965
1465
 W 810 x H 446
 W 130
 Contact relay
 Optional wall switch, RF remote



Ref.

Dimensions in mm
 Nett stroke
 Presentation height (centre screen)
 Max. mounting range in mm.
 Min. mounting range in mm.
 Connectivity

FPL-1010

W 424 x D 249 x H min. 925
999
1533-1633
 W 670 x H 446
 W 174 x H 100
 Contact relay
 Optional wall switch, RF remote



Ref.

Dimensions in mm
 Nett stroke
 Presentation height (centre screen)
 Mounting interface

FPL-100E

Connectivity

W 716 x D 300 x H 1320-2620
1300
2000
 VESA 400 x 400, 600 x 400,
 800 x 400, 800 x 600
 Other dimensions on request
 Contact relay
 Optional wall switch & RF remote



ACCESSORIES

REMOTE CONTROLS



Ref.
 Suitable for



261525
 External 1-channel RF remote set.



261318
 DWS-T100 and DWS-160E



- ▲ **Integrated cable guidance**
- ▲ **Easy installation**
- ▲ **Rigid build**
- ▲ **Modern design**









HIGH END POP UP LIFT SYSTEMS

The FPL lift systems are a system in it's own league.

Silent drive, very very rigid and stable are key features of this lift system.

Build completely different than column lift systems where the column is mounted behind the screen. In this case the linear guidance is build next to the screen creating a much thinner lift system. This build enables also to install a furniture part on top of the lift system. Custom models are available.



Ref.	FPL-A	
Dimensions in mm	W 920 x D 185 x H 700	 
Max. flat panel dimensions in mm	W 800 x D 100 x H 550	
Netto stroke in mm	550	
Wider model	FPL-A1 (Max. screen width W 1000 mm)	
Ref.	FPL-B	
Dimensions in mm	W 1210 x D 185 x H 930	 
Max. flat panel dimensions in mm	W 1090 x D 100 x H 780	
Netto stroke in mm	780	
Wider model	FPL-B1 (Max. screen width W 1290 mm)	
Ref.	FPL-C	
Dimensions in mm	W 1375 x D 185 x H 1005	 
Max. flat panel dimensions in mm	W 1255 x D 100 x H 855	
Netto stroke in mm	855	
Wider model	FPL-C1 (Max. screen width W 1455 mm)	

ACCESSORIES

REMOTE CONTROLS



Ref.
Suitable for



261436
External 1-channel RF remote set.



261318
DWS-T100 and DWS-160E



Fold down ceiling lift systems

for flat panels

***Ever thought of hiding your flat panel
when not in use?***

Audipack offers a neat solution



Flat panel *fold down* *lift systems*



A different thought about concealing your TV in the room...

When installing TV's on the wall, or popping out of a furniture is not an option or simply not possible, than the Audipack fold down lift systems are the best solution.

With this unique system the TV folds down from the ceiling with just a push on a button. The TV is mounted to the ceiling, but cause of the 100 degrees opening angle the TV aims perfectly to the viewing position.

The fold down lift systems are available in surface mounted and in-ceiling mounted units.

The **surface mounted** versions are very thin lift systems that can be installed in any room, from bed rooms to small offices. The lightweight lift enables an easy and quick installation for any installer.

The **in-ceiling mounted** versions are available up to almost any screen size. With these models an automatic lowering panel is optional available to close the ceiling above the TV; as if the TV has always been there....



In-ceiling mounted model with optional available ceiling closing unit

Surface mounted model


- ▲ **Ultra-thin installation height (surface mounted version)**
- ▲ **Perfect viewing angle**
- ▲ **Neatly finished, no mechanics visible**



Minimalistic design and neatly finished



Optional ceiling closing unit



Neatly finished



Outdoor models, a water repellent rubber seal closes the lift up to IP 56.



SURFACE MOUNTED FOLD DOWN LIFT SYSTEMS

Standard VESA 100 x 200, 200 x 200, 200 x 400 and 400 x 400, no additional bracket required



"Registered design, patent pending"

Ref.	FFCL-3032S	
Dimensions in mm	Approx. W 1200 x D 750 x H 100	
Max. flat panel in mm	W 980 x D 50 x H 595	
Connectivity	Contact relay, RS-232 Optional wall switch & IR/RF remote	
Power supply	100-240VAC/5A 50-60 Hz	

Ref.	FFCL-4046S	
Dimensions in mm	Approx. W 1400 x D 1000 x H 100	
Max. flat panel in mm	W 1120 x D 50 x H 675	
Connectivity	Contact relay, RS-232 Optional wall switch & IR/RF remote	
Power supply	100-240VAC/5A 50-60 Hz	




- ▲ **Integrated cable guidance**
- ▲ **Easy installation**
- ▲ **Rigid build**
- ▲ **Modern design**


































CF - ELECTRIC CEILING CLOSING UNIT

The electric ceiling closing unit is an optional unit that closes the ceiling above the flat panel in opened position. This advantages in a continued ceiling structure above the screen and makes the lift almost invisible. Please refer to the price list for a model listing.



FOLD DOWN LIFT SYSTEMS (IN-CEILING)



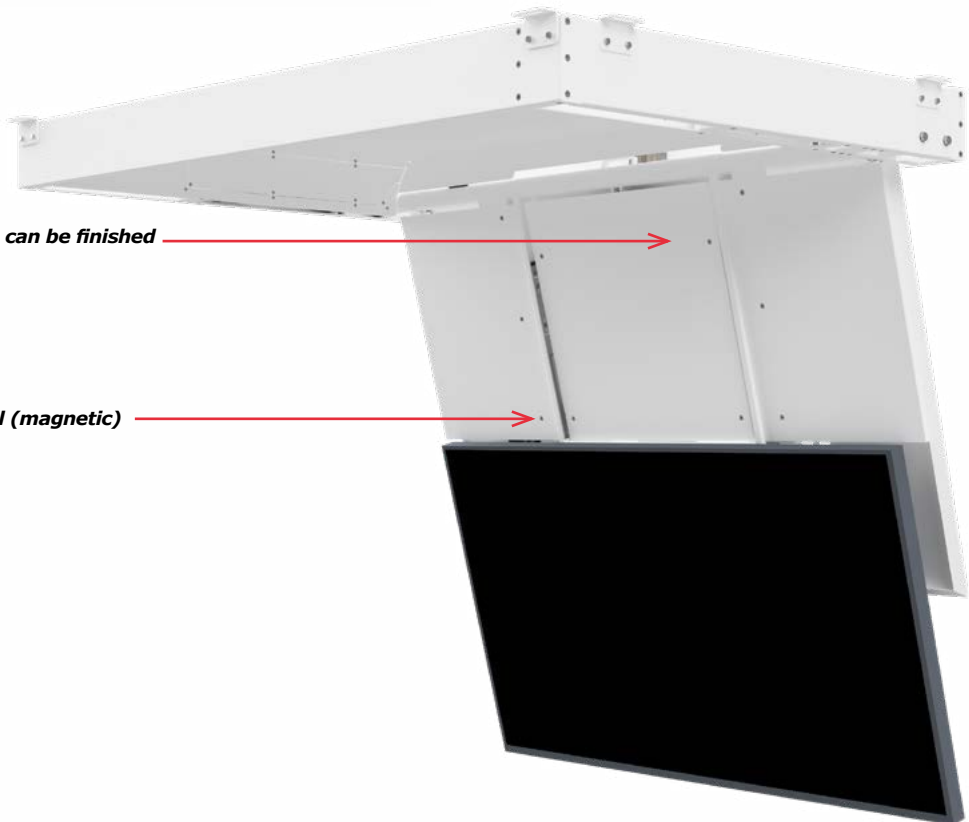
Ref.	FFCL-3032	  
Screen size	32"	
Max. screen dimensions	W980 x H595 x D60 mm	
Ceiling finishing	no	
Ref.	FFCL-4046	  
Screen size	46"	
Max. screen dimensions	W1070 x H625 X D60 mm	
Ceiling finishing	no	
Ref.	FFCL-4046-CF	  
Screen size	46"	
Max. screen dimensions	W980 x H595 mm	
Ceiling finishing	Automated lowering panel	
Ref.	FFCL-5055	  
Screen size	55"	
Max. screen dimensions	W1250 x H725 x D60 mm	
Ceiling finishing	no	
Ref.	FFCL-5055-CF	  
Screen size	55"	
Max. screen dimensions	W1250 x H725 x D60 mm	
Ceiling finishing	Automated lowering panel	
Ref.	FFCL-6065	  
Screen size	65"	
Max. screen dimensions	W1500 x H870 x D80 mm	
Ceiling finishing	no	
Ref.	FFCL-6065-CF	  
Screen size	65"	
Max. screen dimensions	W1500 x H870 x D80 mm	
Ceiling finishing	Automated lowering panel	
Ref.	FFCL-7075	  
Screen size	75"	
Max. screen dimensions	W1720 x H1000 x D100 mm	
Ceiling finishing	no	
Ref.	FFCL-7075-CF	  
Screen size	75"	
Max. screen dimensions	W1500 x H870 x D80 mm	
Ceiling finishing	Automated lowering panel	
Ref.	FFCL-8590	  
Screen size	90"	
Max. screen dimensions	W2100 x H1204 x D150 mm	
Ceiling finishing	no	
Ref.	FFCL-8590-CF	  
Screen size	90"	
Max. screen dimensions	W2100 x H1204 x D150 mm	
Ceiling finishing	Automated lowering panel	



FOLD DOWN LIFT WITH VERTICAL DESCENT



Ref.	FFCL-6065-VL
Screen size	65"
Max. screen dimensions	W 1500 x D 879 x H 80 mm
Vertical decent	500 mm
Mounting interface	Multi-Vesa
Max. load	30 Kg



Space above screen is / can be finished

Removable ceiling panel (magnetic)

ACCESSORIES

REMOTE CONTROLS



Ref.
Suitable for

261436
External 1-channel RF remote set.

261318
DWS-T100 and DWS-160E

NEW AUDIPACK ALL-IN-ONE FOLD DOWN LIFT SYSTEMS

Introducing the FFCL New AudiPack Range Ceiling Fold Down Lift Systems, revolutionizing the integration of 4K monitors with unparalleled ease and sophistication. Designed with a cutting-edge approach, this plug-and-play product is not only ready for swift installation but also eliminates the need for a separate monitor selection and subsequent installation within the lift.

The flagship model, FFCL-55-4KUHD and FFCL-65-4KUHD, stand out for its exceptional finishing quality and boasts the thinnest moving parts as it gracefully descends from the ceiling. The system ensures a seamless experience with its silent operation, providing users with a discreet and efficient solution for incorporating high-quality visual displays into their spaces.


One of the standout features of the FFCL range is its from factory integrated crystal-clear 4K UHD image quality, offering a visually stunning and immersive experience. The integrated 4K monitors bring content to life with vibrant colors and sharp details, making it ideal for various applications, from conference rooms to entertainment spaces.

In addition to its superior visual capabilities, the FFCL range offers a wide array of connectivity options, ensuring compatibility with various devices and sources. Whether it's presentations, entertainment, or collaborative work, the system provides versatile connectivity to meet the diverse needs of users.

Experience the future of ceiling fold-down lift systems with the FFCL New AudiPack Range — where innovation meets convenience, and every detail is finely tuned to deliver the ultimate visual experience.



- ▲ **55-65 Inch IPS**
- ▲ **Aspect ratio 16:9**
- ▲ **4K UHD Monitor 3840 x 2160**
- ▲ **Brightness 500nit**
- ▲ **Refresh rate 60Hz**
- ▲ **Operation hours 24/7**





PLUG AND PLAY LIFT SYSTEMS



Ref.	FFCL-55-4KUHD
Dimensions in mm	W 1646/1716 x D 963/1033 x H 150
Flat panel size	55 Inch
Connectivity	Contact relay Optional wall switch & RF remote
Power supply	240VAC/5A 50-60 Hz



Ref.	FFCL-65-4KUHD
Dimensions in mm	W 1865/1935 x D 1086/1156 x H 150
Flat panel size	65 Inch
Connectivity	Contact relay Optional wall switch & RF remote
Power supply	240VAC/5A 50-60 Hz



(The larger dimensions is lift + mounting ears)

CUSTOM FINISHING OPTION



"Model in production with inner artificial lining installed on the inside of the void."

The visible inner void of the lift can be finished with different materials. Audipack offers standard 2 colours but custom colours are possible too. In the shown model a padded artificial leather is installed on removable panels that can be placed on the inside of the lift.

▲ Space-Saving Brilliance

The Audipack FFCL combines two essential elements – a motorized ceiling lift and an elegant screen – into one compact unit, saving you valuable space and reducing clutter.

▲ Discreet Elegance

The ultra-thin screen, carefully concealed within the lift, ensures a clutter-free environment when not in use. Say goodbye to bulky equipment and unsightly cables.

▲ Silent Precision

With whisper-quiet motorized mechanisms, the FFCL offers smooth and precise screen deployment, enhancing the overall experience without any distractions.

▲ Crystal-Clear Imagery

The high-quality screen material ensures vivid, sharp, and vibrant visuals, making every presentation or movie night a memorable event.

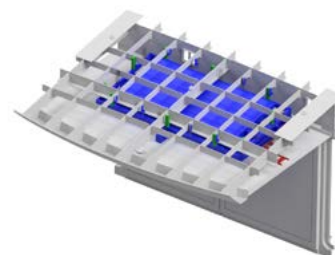
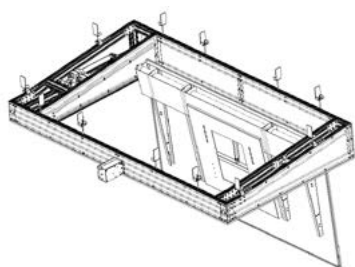
▲ Customizable Options

Tailor your FFCL to your specific needs with various screen sizes, colour and finishings such as (artificial) leather inner lining allowing you to create the perfect visual experience.

▲ Versatile Applications

Whether you're designing a modern living room, a corporate boardroom, or an educational facility, the Audipack FFCL adds a touch of sophistication and versatility to any space.

CUSTOM BUILD LIFT SYSTEMS



Audipack stands at the forefront as a leading designer and manufacturer of both standard and bespoke TV lift systems, catering to a diverse range of indoor and outdoor applications. Our expertise extends beyond conventional solutions, as we specialize in collaborating with yacht builders to craft tailor-made products that seamlessly integrate with the unique demands of marine environments.

In partnership with yacht builders, Audipack is dedicated to designing and manufacturing TV lift systems that not only facilitate straightforward installations but also elevate the overall aesthetic and functionality of the space. Our commitment lies in creating products that effortlessly blend with the intricate nuances of ship construction and design.

Recognizing the importance of user-friendly solutions, we prioritize functionality, ensuring that our TV lift systems not only meet but exceed expectations. The emphasis on low maintenance is a testament to our dedication to providing hassle-free solutions, allowing users to focus on enjoying their entertainment systems without unnecessary disruptions.

Moreover, Audipack places a premium on product longevity. Our TV lift systems are engineered to withstand the rigors of marine environments, ensuring an extended product life. This commitment to durability is coupled with an understanding of the importance of a flawless finish, allowing our products to seamlessly integrate into their surroundings.

In essence, Audipack's collaboration with yacht builders transcends the ordinary, creating TV lift systems that embody a perfect marriage of design, functionality, low maintenance, and extended product life, ultimately enhancing the overall experience for our discerning clientele.



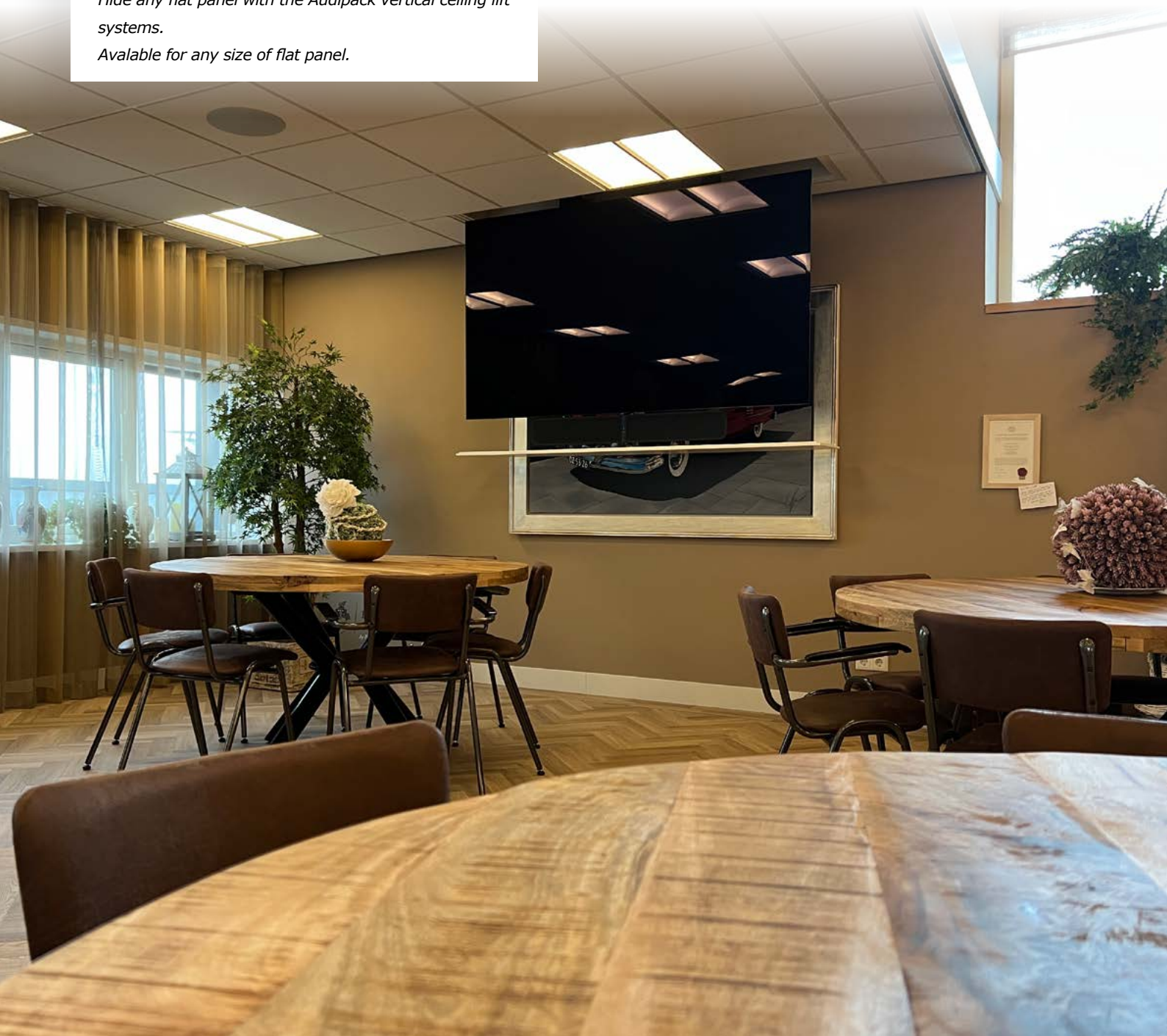
Vertical ceiling lift systems

for flat panels

Hide your flat panel after use!

Hide any flat panel with the Audipack vertical ceiling lift systems.

Available for any size of flat panel.



You'll be **amazed** the first time

you see this!



Our high quality, silent and durable vertical ceiling lift systems lower a flat panel from above the ceiling.

The lifts are equipped as standard with a dropdown safety device and ceiling finishing kit. The low voltage motors in the lift are silent and the high quality components result in a durable, reliable and low maintenance system.

A ceiling hatch that opens before the flat panel is lowered is available as an option, as well as electric rotation and indination of the panel.

The system can be custom made for any screen size.

- ▲ **Hidden comfort**
- ▲ **Optional rotation and electric ceiling hatch**
- ▲ **Very slim finishing**
- ▲ **Anti drop safety device**







To install your flat panel to an Audipack product an additional flat panel bracket is needed.

See "Mounting brackets for flat panels" section page 8 for an overview of the available brackets.

VERTICAL LIFT SYSTEMS



Power supply: **230 VAC 50-60 Hz/24 VDC**

Ref.	FCL-A	 
Dimensions in mm	W 920 x D 185/560 x H 700	
Max. flat panel dimensions in mm	W 800 x D 100 x H 550	
Nett stroke in mm	500	
Mounting interface	L&S5	
Wider model	FCL-A1 (Max. screen width W 1000 mm)	
Ref.	FCL-B	 
Dimensions in mm	W 1210 x D 185/560 x H 930	
Max. flat panel dimensions in mm	W 1090 x D 100 x H 780	
Nett stroke in mm	780	
Mounting interface	L&S5	
Wider model	FCL-B1 (Max. screen width W 1290 mm)	
Ref.	FCL-C	 
Dimensions in mm	W 1375 x D 185/560 x H 1005	
Max. flat panel dimensions in mm	W 1255 x D 100 x H 855	
Nett stroke in mm	855	
Mounting interface	L&S5	
Wider model	FCL-C1 (Max. screen width W 1455 mm)	



85 INCH VERTICAL CEILING LIFT



Ref.

Max. screen size
 Mounting interface
 Vertical stroke mm

P210045

W 2300 x D 185 x H 1300
 Multi-Vesa
1350




DUAL 85 INCH SCREEN + CAMERA VERTICAL CEILING LIFT

Ref.

Max. screen size
Mounting interface
Vertical stroke mm

P220307

W 3500 x D 250 x H 1390
Multi-Vesa up to 900 x 600
1350



ACCESSORIES

REMOTE CONTROLS



Ref.

261436
External 1-channel RF remote set.

261318
DWS-T100 and DWS-160E

MOUNTING BRACKETS FOR FLAT PANELS (SEE PAGE 8 FOR THE FULL PROGRAM)






Indoor housings

for flat panels

The indoor housings are the perfect way to protect and brand your flat panel



Screens

in *public places*

Screens mounted in public places demand protective solutions.


The Audipack lockable indoor housings offer heavy-duty protection for the flat panel, and a sleek, modern look that does not detract from the screen content.

The indoor theft delay housing is a security housing for digital signage projects. A fully removable front with hardened glass protects the monitor.

It is available in portrait or landscape models.

The stylish glass front is made from polished, coated and hardened glass and the housing also offers internal space for equipment such as players and switchers.

Slim-line indoor theft delay housings are also available for LCD and LED screens with a reduction in depth of 50% to complement thinner panels.



- ▲ **Suitable for any brand and type of flat panel**
- ▲ **Very easy installation**
- ▲ **Easy equipment and flat panel access**
- ▲ **Available in Any RAL colour and finishing**




Retractable mount in larger housings



High level finishing



Easy access after unlocking the glass front



Optional available in any RAL colour



Slim-line THEFT DELAY HOUSINGS






















Landscape

Portrait

For screens up to 75 mm. depth
IP 30



Colour: **Black bezel, white housing, glass front**

Ref.	FSMT-N32S	FSMT-N32SP	  
Max. screen size	W 730 x D 75 x H 430	W 430 x D 75 x H 730	32"
Ref.	FSMT-N46S	FSMT-N46SP	  
Max. screen size	W 1050 x D 75 x H 605	W 605x D 75 x H 1050	46"
Ref.	FSMT-N47S	FSMT-N47SP	  
Max. screen size	W 1075 x D 75 x H 620	W 620 x D 75 x H 1075	47"
Ref.	FSMT-N49S	FSMT-N49SP	  
Max. screen size	W 1130 x D 75 x H 640	W 640 x D 75 x H 1130	49"
Ref.	FSMT-N55S	FSMT-N55SP	  
Max. screen size	W 1250 x D 75 x H 715	W 715 x D 75 x H 1250	55"
Ref.	FSMT-N65S	FSMT-N65SP	  
Max. screen size	W 1460 x D 75 x H 835	W 835 x D 75 x H 1460	65"
Ref.	FSMT-N75S	FSMT-N75SP	  
Max. screen size	W 1700 x D 75 x H 1050	W 1700 x D 75 x H 1050	75"

CLASSIC THEFT DELAY HOUSINGS

Landscape

Portrait

For screens up to 150 mm. depth
IP 30



Colour: **Black bezel, white housing, glass front**

Ref.	FSMT-N32	FSMT-N32P	  
Max. screen size	W 730 x D 150 x H 430	W 430 x D 150 x H 730	32"
Ref.	FSMT-N46	FSMT-N46P	  
Max. screen size	W 1050 x D 150 x H 605	W 605 x D 150 x H 1050	46"
Ref.	FSMT-N47	FSMT-N47P	  
Max. screen size	W 1075 x D 150 x H 620	W 620 x D 150 x H 1075	47"
Ref.	FSMT-N49	FSMT-N49P	  
Max. screen size	W 1130 x D 150 x H 640	W 640 x D 150 x H 1130	49"
Ref.	FSMT-N55	FSMT-N55P	  
Max. screen size	W 1250 x D 150 x H 715	W 715 x D 150 x H 1250	55"
Ref.	FSMT-N65	FSMT-N65P	  
Max. screen size	W 1460 x D 150 x H 835	W 835 x D 150 x H 1460	65"
Ref.	FSMT-N70	FSMT-N70P	  
Max. screen size	W 1575 x D 115/145 x H 905	W 905 x D 115/145 x H 1575	70"
Ref.	FSMT-N72	FSMT-N72P	  
Max. screen size	W 1625 x D115/145 x H 930	W 930 x D 115/145 x H 1625	72"
Ref.	FSMT-N75	FSMT-N75P	  
Max. screen size	W 1680 x D 115/145 x H 940	W 940 x D 115/145 x H 1680	75"
Ref.	FSMT-N80	FSMT-N80P	  
Max. screen size	W 1805 x D115/145 x H1030	W 1030 x D 115/145 x H1805	80"
Ref.	FSMT-N85	FSMT-N85P	  
Max. screen size	W 1985 x D115/145 x H1160	W 1160 x D 115/145 x H1985	85"

Screens in shops

The FPRC is a cosmetic screen cover suitable for screens installed in stores or other applications where the back-side of the installation is visible.

Build as a light weight housing suitable for ceiling mount installation or ceiling to floor with the optional columns.

The screen can be installed on any desired height along the available slim column.

Cables and fasteners are completely hidden and the rear of the housing is able to be wrapped.




INDOOR HOUSINGS OPEN Housing



Ref:	FPRC-46P	
-------------	-----------------	---

Max. screen size	W625 x H1070 x D85 mm
Integrated interface	Multi-Vesa up to 400x600
Orientation	Portrait
Height adjustment	

Ref:	FPRC-55P	
-------------	-----------------	---

Max. screen size	W716 x H1239 x D85
Integrated interface	Multi-Vesa up to 400x600
Orientation	Portrait
Height adjustment	

CEILING TO FLOOR COLUMN



Ref:	FPRC-C3000	
-------------	-------------------	---

Column diameter	54 mm
Interface	4000 mm (can be shortened)
Orientation	Vertical
Height adjustment	


Ref:	FPRC-C4000	
-------------	-------------------	---

Column diameter	54 mm
Interface	4000 mm (can be shortened)
Orientation	Vertical
Height adjustment	

CEILING MOUNT



Ref:	FPRC-CM1500	
-------------	--------------------	---

Column diameter	54 mm
Column length	1500 mm (can be shortened)
Orientation	Vertical
Height adjustment	

These products and accessories are custom build available



ACCESSORIES

MOUNTING BRACKETS FOR FLAT PANELS (SEE PAGE 8 FOR THE FULL PROGRAM)



CEILING MOUNTS



Ref.
Tube length



FSM-CM600
600 mm



Custom ceiling mount length available on request

FSM-CM1000
1000 mm

THEFT DELAY WALL MOUNTS



Mount	FSMT	FSMT Slim-line
P2691	32-70 32P/42P 47P - 55P/72P	32 S - 65S 32 SP 42 SP - 55SP
P5925	40P/46P	40 SP
P6331	60P - 70P	60SP - 65SP
P6441	75/75P	



SCREEN-CRAWLER (INSTALLATION AID)



Ref.	SC-190
Max load	200 kg
Height (retracted)	1990 mm
Max. lift height (hook)	2900 mm
Optional: P7551 , lifting aid with eyebolts for lifting loads with bands or chains (bands and chains not supplied) more info on our website.	
▲ Complies with NEN-EN-ISO 12100:2010NL	
▲ Yearly check-up required	




The screen-crawler makes it possible to safely lift large screens with a minimum of effort and less installers. You simply attach the screen with hoisting cables/bands to the hoist aid and you hoist up the screen with the hinch.

Outdoor housings

for flat panels

The Audipack outdoor housings

The Audipack outdoor solutions finish and protects flat panels in outdoor applications





Flat panels in open areas, and public places



Flat panels are being used more often for media systems in public spaces and outside areas, and need to be protected against the climate and vandalism. Each outdoor housing is custom -made for the specific flat screen and environmental circumstances

Audipack's flat panel housings enclose the panel in a sturdy, durable and easy to mount metal housing with a safety glass front. The front of the housing is locked, opened with a unique key for maintenance and installation. Available with standard or custom built mounting accessories.

The standard outdoor housings are equipped with:

- ▲ thermostatically controlled ventilation and heating system
- ▲ safety glass
- ▲ replaceable filters

The standard active ventilation and heating system reduces condensation inside the housing, with Ip rating IP55.

The high brightness outdoor housings have IP rating IP65 and are equipped with:

- ▲ thermostatically controlled ventilation and heating system
- ▲ safety glass
- ▲ airconditioning (needed for high brightness screens)

- ▲ **Suitable for any brand and type of flat panel**
- ▲ **Very easy installation**
- ▲ **Easy equipment and flat panel access**
- ▲ **Available in Any RAL colour and finishing**
- ▲ **Landscape and portrait models available**




(FSMO-70) The flat panel is very easy accessible



High level finishing




Easy access after unlocking the glass front



Standard in RAL 9016
Optional available in any RAL colour

OUTDOOR HOUSINGS

Max. surrounding temp. **-20°C to +30°C***



IP 55

Power supply:
230 VAC 50-60 Hz



When screens are used with high energy consumption (>300 watt) in full sunlight please contact Audipack sales.



Landscape

Portrait

Ref.	FSMO-N55	FSMO-N55P	
Colour	Black bezel, white housing	Black bezel, white housing	
Mounting interface	L&S 5	L&S 5	
Max. screen size	W1250 x D150 x H715	W715 x D150 x H1250	
Ref.	FSMO-N60	FSMO-N60P	
Colour	Black bezel, white housing	Black bezel, white housing	
Mounting interface	L&S 5	L&S 5	
Max. screen size	W1365 x D150 x H785	W785 x D150 x H1435	
Ref.	FSMO-N65	FSMO-N65P	
Colour	Black bezel, white housing	Black bezel, white housing	
Mounting interface	L&S 5	L&S 5	
Max. screen size	W1460 x D150 x H840	W840 x D150 x H1460	
Ref.	FSMO-N70	FSMO-N70P	
Colour	Black bezel, white housing	Black bezel, white housing	
Mounting interface	Vesa 400 & L&S 5	Vesa 400 & L&S 5	
Max. screen size	W1575 x D115/145 x H905	W905 x D115/145 x H1575	
Ref.	FSMO-N75	FSMO-N75P	
Colour	Black bezel, white housing	Black bezel, white housing	
Mounting interface	Vesa 400 & L&S 5	Vesa 400 & L&S 5	
Max. screen size	W1680 x D115/145 x H960	W960 x D115/145 x H1680	
Ref.	FSMO-N80	FSMO-N80P	
Colour	Black bezel, white housing	Black bezel, white housing	
Mounting interface	Vesa 400 & L&S 5	L/Vesa 400 & L&S 5	
Max. screen size	W1805 x D115/145 x H1030	W1030 x D115/145 x H1805	
Ref.	FSMO-N85	FSMO-N85P	
Colour	Black bezel, white housing	Black bezel, white housing	
Mounting interface	Vesa 400 & L&S 5	Vesa 400 & L&S 5	
Max. screen size	W1915 x D115/145 x H1090	W1090 x D115/145 x H1915	

*The housing is intended to use the surrounding air for ventilation; the surrounding air may not exceed the allowed working temperature of the flat panel.




Slim-line OUTDOOR HOUSINGS

For screens up to 75 mm. depth

Max. surrounding temp. **-20°C to +30°C***

Not suitable for full sunlight environments.



IP 55

Power supply:
230 VAC 50-60 Hz



When screens are used with high energy consumption (>300 watt) in full sunlight please contact Audipack sales.

Landscape

Portrait

Ref.	FSMO-N32S	FSMO-N32SP	
Colour	Black bezel, white housing	Black bezel, white housing	
Mounting interface	L&S 5	L&S 5	
Max. screen size	W 730 x D 75 x H 430	W 430 x D 75 x H 730	
Ref.	FSMO-N46S	FSMO-N46SP	
Colour	Black bezel, white housing	Black bezel, white housing	
Mounting interface	L&S 5	L&S 5	
Max. screen size	W 1050 x D 75 x H 605	W 605 x D 75 x H 1050	
Ref.	FSMO-N47S	FSMO-N47SP	
Colour	Black bezel, white housing	Black bezel, white housing	
Mounting interface	L&S 5	L&S 5	
Max. screen size	W 1075 x D 75 x H 620	W 620 x D 75 x H 1075	
Ref.	FSMO-N49S	FSMO-N49SP	
Colour	Black bezel, white housing	Black bezel, white housing	
Mounting interface	L&S 5	L&S 5	
Max. screen size	W 1130 x D 75 x H 640	W 640 x D 75 x H 1130	
Ref.	FSMO-N55S	FSMO-N55SP	
Colour	Black bezel, white housing	Black bezel, white housing	
Mounting interface	L&S 5	L&S 5	
Max. screen size	W 1250 x D 75 x H 715	W 715 x D 75 x H 1250	
Ref.	FSMO-N65S	FSMO-N65SP	
Colour	Black bezel, white housing	Black bezel, white housing	
Mounting interface	L&S 5	L&S 5	
Max. screen size	W 1460 x D 75 x H 840	W 840 x D 75 x H 1460	



OUTDOOR HOUSINGS HIGH BRIGHTNESS SCREENS

LANDSCAPE

PORTRAIT

For screens up to 75 mm. depth

IP 55

Max. surrounding temp. **-20°C to +30°C**

Power supply:
230 VAC 50-60 Hz



Suitable for full sunlight
Standard equipped with
thermostatically controlled heating
and ventilation.



* Audipack advises to use screens with an output of 800+ nits with IPS technology for outdoor and bright ambient light applications.

For these models refer to price list or website for brand related active ventilated monitor brackets

* Always check the maximum allowed temperature of the screen.

Ref.	FSMO-N55HBV*	FSMO-N55HBVP*
Colour	Black bezel, white housing	Black bezel, white housing
Max. screen dimensions approx.	W 1230 x D 150 x H 620	W 620 x D 150 x H 1230
Mounting interface	L&S5 & Vesa 400	L&S5 & Vesa 400
Ref.	FSMO-N65HBV*	FSMO-N65HBVP*
Colour	Black bezel, white housing	Black bezel, white housing
Max. screen dimensions approx.	W 1460 x D 150 x H 835	W 835 x D 150 x H 1460
Mounting interface	L&S5 & Vesa 400	L&S5 & Vesa 400
Ref.	FSMO-N75HBV*	FSMO-N75HBVP*
Colour	Black bezel, white housing	Black bezel, white housing
Max. screen dimensions approx.	W 1625 x D 147 x H 903	W 903 x D 150 x H 1625
Mounting interface	L&S5 & Vesa 600 x 400	L&S5 & Vesa 600 x 400
Ref.	FSMO-75HBP*	
Colour	Black bezel, white housing	
Max. screen dimensions approx.	W XXX x D XXX x H XXX	
Cooling method	AC cooled	
Mounting interface	L&S5 & Vesa 600 x 400	
Ref.	FSMO-N86HBV*	FSMO-N85HBVP*
Colour	Black bezel, white housing	Black bezel, white housing
Max. screen dimensions approx.	W 1915 x D 147 x H 1090	W 1090 x D 147 x H 1915
Mounting interface	L&S5 & Vesa 600 x 400	L&S5 & Vesa 600 x 400





ACCESSORIES

MOUNTING BRACKETS FOR FLAT PANELS (SEE PAGE 8 FOR THE FULL PROGRAM)



CEILING MOUNTS



Custom ceiling mount length available on request

Ref.
Tube length

FSM-CM600
600 mm

FSM-CM1000
1000 mm

THEFT DELAY WALL MOUNTS



Mount

P2691

P5925

P6331

P6441

FSMT

32-70

32P/42P
47P - 55P/72P

40P/46P

60P - 70P

75/75P

FSMT Slim-line

32 S - 65S

32 SP
42 SP - 55SP

40 SP

60SP - 65SP



SCREEN-CRAWLER (INSTALLATION AID)



Ref.

SC-190

Max load 200 kg
Height (retracted) 1990 mm
Max. lift height (hook) 2900 mm

Optional: **P7551**, lifting aid with eyebolts for lifting loads with bands or chains (bands and chains not supplied) more info on our website.

- ▲ **Complies with NEN-EN-ISO 12100:2010NL**
- ▲ **Yearly check-up required**



The screen-crawler makes it possible to safely lift large screens with a minimum of effort and less installers. You simply attach the screen with hoisting cables/bands to the hoist aid and you hoist up te screen with the hinch.

Totems for

outdoor screens





Invite **Your Customers** or

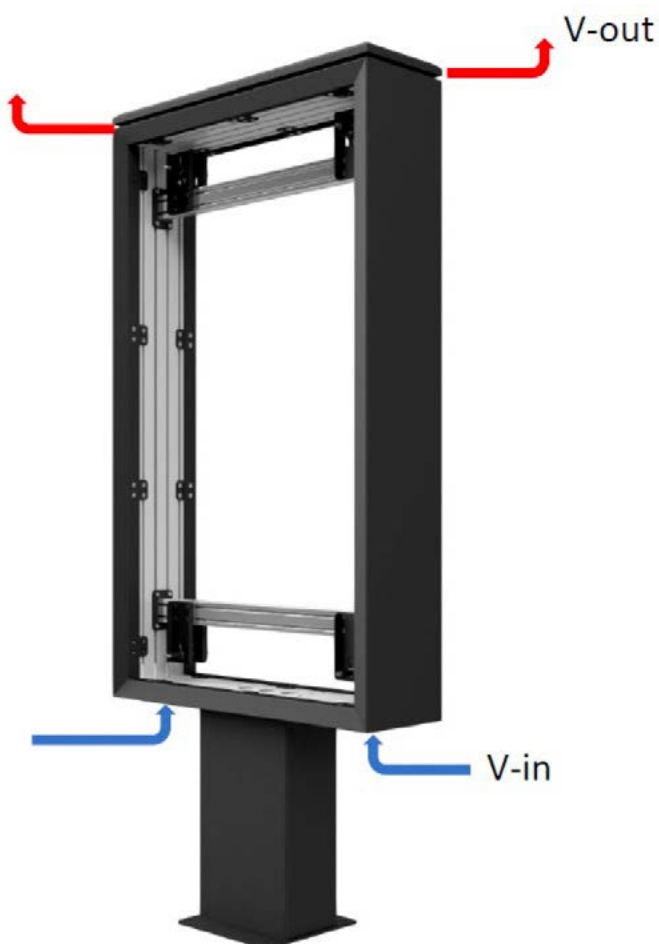
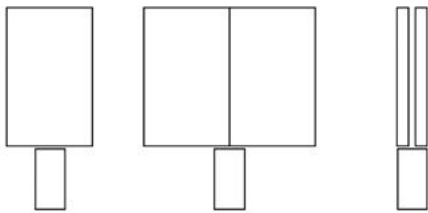
point them the **Way**

The flexible POD Eye-Point makes it easy to implement it in any environment and application.

The all weather proof outdoor display safely conceals your signage equipment and keeps it protected against theft and environmental surroundings.

This type of FOD totem is a rigid outdoor totem special designed for installing a full outdoor screen, brand at your choice.

The screen is installed with the (adjustable) VESA mounting points and locked into position.



Technical specifications:

- ▲ **Constructed in Aluminium, 100% recyclable**
- ▲ **Standard colour RAL 9005 black, other colours on demand**
- ▲ **Incl. floor mounting plate**
- ▲ **Heat-sink natural airflow ventilation**
- ▲ **Internal space for (wireless) equipment**
- ▲ **Recessed screen bezel**

Benefits

- ▲ **Ready to install product**
- ▲ **Simple and easy screen installation**
- ▲ **No electrics inside**
- ▲ **No additional monitor bracket needed**
- ▲ **Impact safety zone for screen protection**
- ▲ **Only suitable for full outdoor screens**

Features

- ▲ **Removable back panel**
- ▲ **Access hatch in floor column**



SINGLE SIDE TOTEM



Ref.	FOD-55xxxxx
Model	Single side 55"
Orientation	Portrait
Mounting interface	Fully adjustable
Standard colour	Black RAL 9005
Installation	Floor mounted
Ventilation	Natural airflow
Dimensions aprox (mm)	W 835 x H 1935 x D 210/300*



* = floor plate depth



DOUBLE SIDE TOTEM



Ref.	FOD-55xxxxx-D
Model	Back-to-back 55"
Orientation	Portrait
Mounting interface	Fully adjustable
Standard colour	Black RAL 9005
Installation	Floor mounted
Ventilation	Natural airflow
Dimensions aprox (mm)	W 835 x H 1935 x D 210/300*



* = floor plate depth



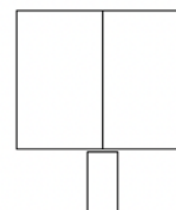
SIDE BY SIDE TOTEM



Ref.	FOD-55xxxxx-2D
Model	Side-by-side side 55"
Orientation	Portrait
Mounting interface	Fully adjustable
Standard colour	Black RAL 9005
Installation	Floor mounted
Ventilation	Natural airflow
Dimensions aprox (mm)	W 835 x H 1935 x D 210/300*



* = floor plate depth



Totems for

indoor screens





Invite **Your Customers** or

point them the **way**

The FPD totems are is a light weight presentation display based on the FSMT housings, but made for free standing applications.

The slim build shape and refined design make it easy to implement in any presentation application. The bottom of the display has a lockable cabinet for extra equipment etc.

SIDE BY SIDE TOTEM



Ref.	FPD-55PO	
Max. screens diagonal	55"	
Max. screen size (mm)	W 1255 x D 75 x H 715	
Bottom screen distance to floor (mm)	855	
Orientation	Portrait	
Front type	Open front	
Mounting interface	L&S5	
Ref.	FPD-55P	
Max. screens diagonal	55"	
Max. screen size (mm)	W 1255 x D 75 x H 715	
Bottom screen distance to floor (mm)	855	
Orientation	Portrait	
Front type	Glass front	
Mounting interface	L&S5	
Ref.	FPD-65PO	
Max. screens diagonal	65"	
Max. screen size (mm)	W 1460 x D 75 x H 715	
Bottom screen distance to floor (mm)	855	
Orientation	Portrait	
Front type	Open front	
Mounting interface	L&S5	
Ref.	FPD-65P	
Max. screens diagonal	65"	
Max. screen size (mm)	W 1460 x D 75 x H 715	
Bottom screen distance to floor (mm)	855	
Orientation	Portrait	
Front type	Glass front	
Mounting interface	L&S5	
Ref.	FPD-75P	
Max. screens diagonal	75"	
Max. screen size (mm)	W 1680 x D 75 x H 960	
Bottom screen distance to floor (mm)	855	
Orientation	Portrait	
Front type	Glass front	
Mounting interface	L&S5	

ACCESSORIES

MOUNTING BRACKETS FOR FLAT PANELS (SEE PAGE 8 FOR THE FULL PROGRAM)



Video conference solutions

Video conference solutions

Communication was never easier than with the Audipack videoconferencing solutions. Furniture, camera drawers, camera lift systems for every situation ideal solution





Let's

Communicate...

...with an Audipack video conference solution. Audipack video conferencing solutions are a great addition to your boardroom.

The video conference furniture

VCF-SL series: A slim and solid furniture available for 1 or 2 screens and 1 camera. Equipment is easy installed behind the removable rear panel, internal cables can be neatly organized.

Included:

Camera mount

Codec mount

Equipment mount



Optional:

Soundbar mounting brackets, (below screen installation)

19" codec mounting set

Passive Audipack sound bar (in cabinet installation)



The video conference floor stands


These versions are based on the standard 700 and 900 series floor stands (700 series page 16 and 900 series page 28).

Besides the fixed models, there are quick release models available that are ideal for rental purposes.

The video conference camera lift systems or drawers

Perfect solutions for installing and hiding cameras in furniture or a wall. With a push of a button the camera silently reveals itself.

- ▲ **Suitable for any brand flat panel, camera and codec**
- ▲ **Modern and timeless design**
- ▲ **Generous access by removable rear panel to all the equipment (VCF-SL)**
- ▲ **Custom solutions available on request**




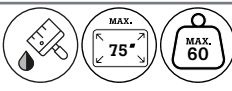
Many practical accessories included (VCF-SL)


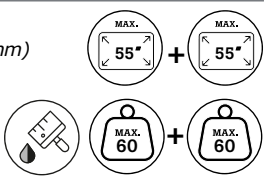

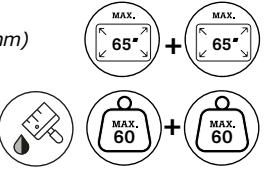

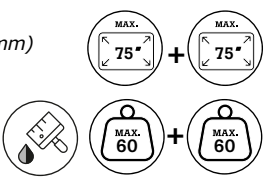
Very stylish designed (VCF-SL)

Very stylish designed (VCF-SL)





Generous access by removable rear panel

VIDEO CONFERENCE FURNITURE

	Ref.	VCF-SL1	 (larger screens possible)
	Dimensions in mm	W 970 x D 600 x H 1647	
Suitable for	1 screen		
Presentation height (centre screen)	Min. 1282 mm - Max. 1476 mm		
Mounting interface	VESA 300 x 300, 400 x 200, 400 x 400, 600 x 200, 600 x 400 and L&S 5		
Inside cabinet dimensions in mm	W 584 x D 200		
Included	VCF-SL-CP , Camera mount VCF-SL-CM , Codec mount VCF-SL-UMP , Universal equipment mount		
Optional	VCF-SL-3U , 19 inch, 3U equipment mount		





	Ref.	VCF-SL2-55	
	Dimensions in mm	W 2070 x D 600 x H 1647	
Suitable for	2 screens (max. screen width 1270 mm)		
Presentation height (centre screen)	Min. 1252 mm - Max. 1538 mm		
Max. mounting range in mm	W x x H 446		
Inside cabinet dimensions in mm	W 584 x D 200		
	Ref.	VCF-SL2-65	
	Dimensions in mm	W 2310 x D 600 x H 1647	
Suitable for	2 screens (max. screen width 1450 mm)		
Presentation height (centre screen)	Min. 1252 mm - Max. 1538 mm		
Max. mounting range in mm	W x x H 446		
Inside cabinet dimensions in mm	W 584 x D 200		
	Ref.	VCF-SL2-75	
	Dimensions in mm	W 2515 x D 600 x H 1647	
Suitable for	2 screens (max. screen width 1700 mm)		
Presentation height (centre screen)	Min. 1252 mm - Max. 1538 mm		
Max. mounting range in mm	W x x H 446		
Inside cabinet dimensions in mm	W 584 x D 200		

MOUNTING PLATE FOR VCF-SL1, LARGE & HEAVY SCREENS >60 KG

		+		or	
	632342		UFPRO mount		Brand related mount

MOUNTING CAMS FOR DIRECT VESA MOUNTING

FOR RECESSED MOUNTING HOLES

			
	392618S M6x13	392318S M8x13	392621S M6x35



ACCESSORIES

MOUNTING EQUIPMENT FOR VCF-SL1, VCF-SL2, VCF-SL2 -XL



VCF-SL-CM
Universal mounting set for a codec
equipment



VCF-SL-3U
19 inch/3U mounting set



VCF-SL-UMP
Mounting plate for additional

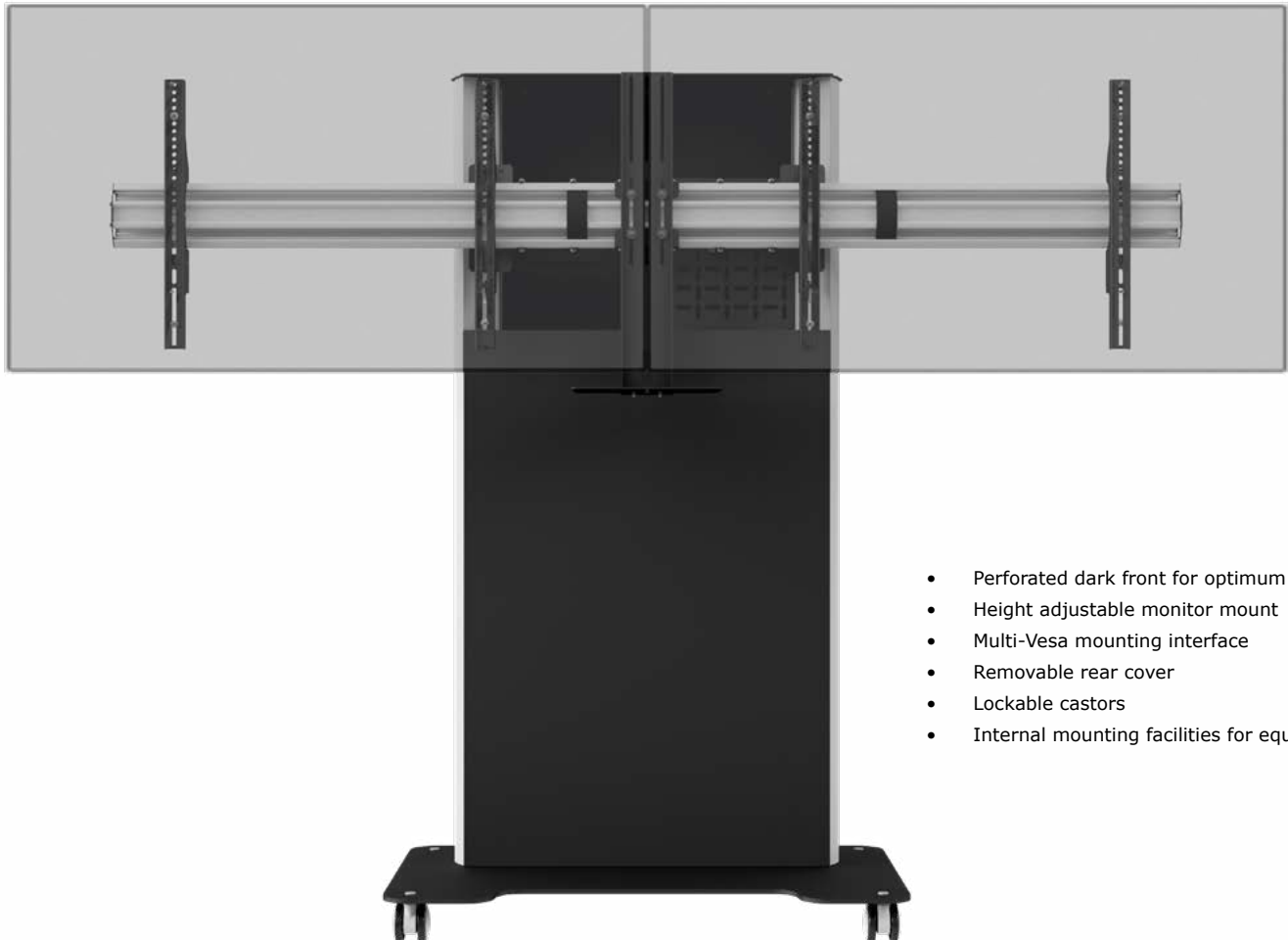


CAMERA WALL MOUNT



Ref.

P6447



- Perforated dark front for optimum ventilation
- Height adjustable monitor mount
- Multi-Vesa mounting interface
- Removable rear cover
- Lockable castors
- Internal mounting facilities for equipment

CAMERA LIFT



Ref.


Max. camera dimensions in mm
Stroke in mm
Camera shape
Connectivity

Power supply

Custom models available on request

VCL-1UP

W 290 x D 240 x H 370
255
Round camera's
Contact relay
Optional wall switch & RF remote
110-230 VAC 50-60 Hz/24 VDC



CAMERA LIFT SYSTEMS



Power supply:
110-230 VAC 50-60 Hz/24 VDC

Ref.

Dimensions in mm
Max. camera dimensions in mm
Stroke in mm
Connectivity

Ref.

Dimensions in mm
Max. camera dimensions in mm
Stroke in mm
Connectivity
Optional wall switch & IR/RF remote

P5414

W 400 x D 200 x H 751-1426
W 245 x D 180 x H 155
675
Contact relay

P5466

W 360 x D 245 x H 778-1453
W 296 x D 180 x H 181
675
Contact relay



REMOTE CONTROLS



Ref.
Suitable for

261436
External 1-channel RF remote set.
VCL-1UP







261525
External 1-channel RF remote set.
P5414+5466

261318
DWS-T100 and DWS-160E
VCL-1UP + P5414+5466



VIDEOCONFERENCE FURNITURE



Ref.	VC-CARR-4649	
Dimensions in mm	W 1250 x D 1250 x H 650	  
Screens	4	
Interface	Multi-Vesa	
Up-wards tilt	yes	
Ref.	VC-CARR-5055	
Dimensions in mm	W 360 x D 245 x H 778-1453	  
Max. camera dimensions in mm	W 296 x D 180 x H 181	
Stroke in mm	675	
Connectivity	Contact relay	
Optional wall switch & IR/RF remote		

VIDEOCONFERENCE FURNITURE


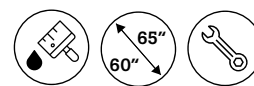


Ref.	VC-CB2
Dimensions in mm	Diameter 500
Telescopic height in mm	800-1400
Interbal cable/equipm.	yes

- ▲ **Telescopic height adjustable**
- ▲ **Hollow cabinet below for internal electronics**

VC TROLEY FOR SCREEN & CAMERA/SOUNDBAR

Ref.	FSW-VC1
Dimensions in mm	W 1250 x D 1250 x H 650
Screens	4
Interface	Multi-Vesa
Up-wards tilt	yes



- ▲ **Build-in Powercon power connector**
- ▲ **Build-in RJ45 connection**
- ▲ **Removable access hatch for internal electronic**
- ▲ **Timeless design**



VCCL VIDEO CONFERENCE CAMERA LIFT SYSTEM



Ref.	VCCL-PED-1
Overall stroke in mm	350
Dimensions in mm	W 680 x D 230 x H 126/350
Number of scissors	1
Nett weight	11 Kg
Connectivity	Contact relay or IR remote



Ref.	VCCL-PED-2
Overall stroke in mm	700
Dimensions in mm	W 680 x D 230 x H 126/700
Number of scissors	2
Nett weight	13 Kg
Connectivity	Contact relay or IR remote



REMOTE CONTROLS



261436
External 1-channel RF remote set.
VCL-1UP



261318
DWS-T100 and DWS-160E
VCL-1UP + P5414+5466

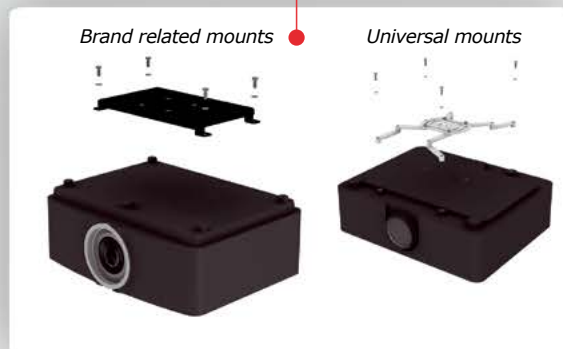
Projector

mounts

Mount any brand and type of projector to any Audipack system.

Being one of the first to offer professional projector presentation accessories, Audipack products are state-of-the-art and are proven high quality.

The Audipack range of projector accessories and system varies from standard products, such as ceiling mounts, lifts and housings, to custom-built stack frames and flight cases with integrated lift systems.



Mounts any **brands** and **type** of projector

With an Audipack projector mount, your projector is quickly and easily mounted to create a presentation solution. Audipack projector amounts are designed to precisely fit any brand or type of projector.

The interface makes it possible to swap projectors without the need to change the ceiling mount or lift. When necessary, switching the projector takes little time. Audipack designs and manufactures all mounts in- house and includes the manufacturers' recommendations in the product characteristics. The result is a perfect fit between mount and projector, ensuring the safest and most rigid product built.

QUATRO-FIX 1, 2 & 3



Ref.	QFIX-1
Max. mounting range in mm	440
max. load	10-20 kg
Suitable for	Tube sets and products with ball-joint



Ref.	QFIX-2
Max. mounting range in mm	440
max. load	10-20 kg
Suitable for	Only for ceiling lifts



Ref.	QFIX-3
Max. mounting range in mm	382 X 336
max. load	20-30 kg
Suitable for	all purposes



Ref.	QFIX-33
Max. mounting range in mm	480 X 474
max. load	10-15 kg
Suitable for	all purposes





QUATRO-FIX 4 & 5


Ref.
QFIX-4

Max. mounting range in mm
max. load
Suitable for

345 x 280
30 kg
large projector situations


Ref.
QFIX-5

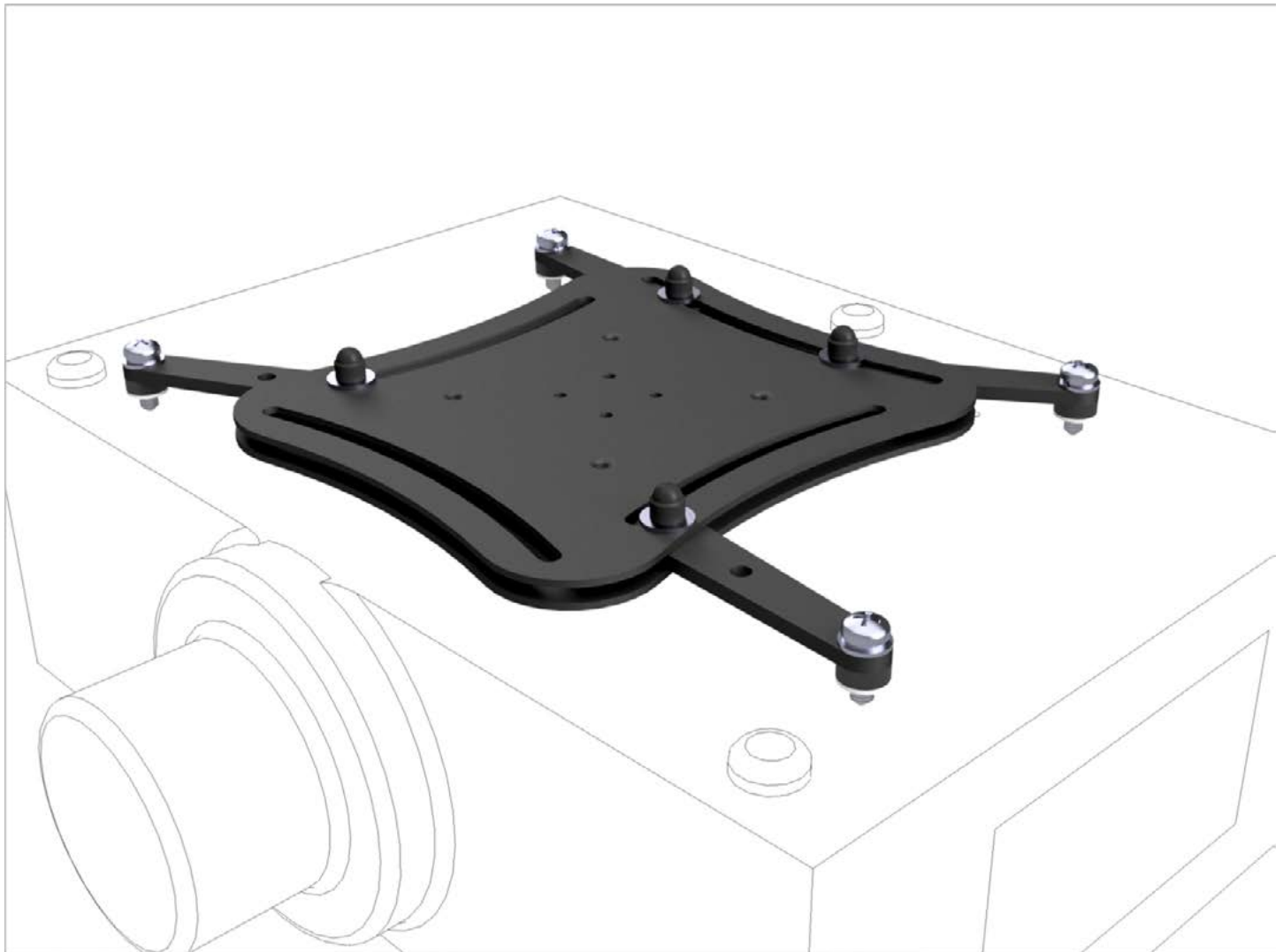
mounting range in mm
max. load
Suitable for

min. 268 x 243 - max. 430 x 360
30 kg
large projector situations


Ref.
QFIX-55

mounting range in mm
max. load
Suitable for

min. 474 x 474 - max. 309 x 558
20 kg
large projector situations



QUATRO-FIX 6 & 7



Ref.	QFIX-6
mounting range in mm	min. 200 x 85 - max. 410 x 475
max. load	80 kg
Suitable for	large projector situations



Ref.	QFIX-7
Min - max mounting range in mm	200 x 85 - 620 - 735
Max. load	80 kg
Suitable for	large projector situations



Ceiling mounts

for projectors

The projector is not only important element in a professional installation.

Features such as fast installation, easy adjustment and stability of any accessories are just as important.





Ultimate flexibility

with Audipack ceiling mounts



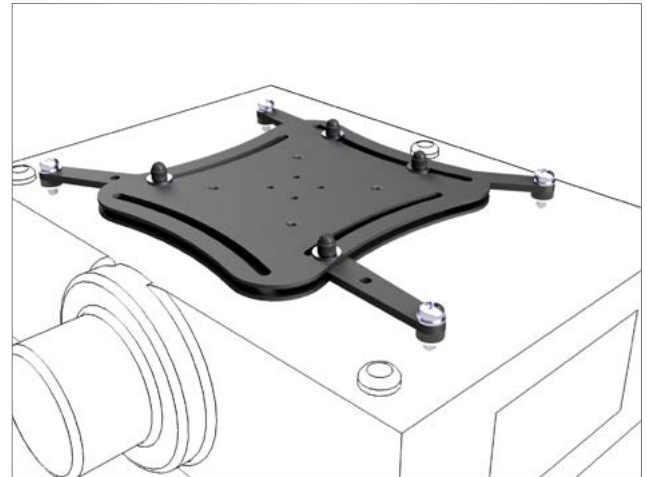
Quatro-Fix®, the allrounder

The Quatro-Fix projector mounts offers maximum flexibility to set up any projector up to 20kg within the most complex of installs. The Quatro-Fix® ceiling mounts and the brand compatible mounts are equipped with a special newly designed ball joint that allows you to position the projector with minimal effort. The ball joint is designed to rotate from its own point of gravity. This results in a flexible and almost friction free adjustment capability.

UTS, for projector mounts and more.

Audipack also offers brand compatible projector mounts combined with the UTS (**U**niversal **T**ube **S**et) for any brand or type of projector, from stock. Brand compatible mounts are always a perfect fit and comply with manufacturers' installation guides and standards. For this type of ceiling mount an additional projector or camera mount is needed to complete the set.

UTS + brand related mount = the perfect solution



- ▲ Rigid and safe construction
- ▲ Any configuration possible
- ▲ Very flexible
- ▲ Integrated cable ducts



Angle adjustment



Perfect adjustment with telescopic feature



Cable passage



Cable passage

QUATRO-FIX

Max. load



Mounting range in mm
440 in diameter



Angle adjustment in degrees 15° + 15°

Ref.	QFIX-0100			
Length in mm	100			
Tube diameter in mm	54			
Ref.	QFIX-0300			
Length in mm	300			
Tube diameter in mm	54			
Ref.	QFIX-0500T			
Length in mm	355-500			
Tube diameter in mm	54-60			
Ref.	QFIX-0700T			
Length in mm	450-700			
Tube diameter in mm	54-60			
Ref.	QFIX-1000T			
Length in mm	604-1000			
Tube diameter in mm	54-60			

QUATRO-FIX XL

Max. load



20 Kg. 30 kg



Mounting range in mm
W336 x D 382



Angle adjustment in degrees 15° + 15°

Ref.	QFIX3-0100			
Length in mm	100			
Tube diameter in mm	54			
Ref.	QFIX3-0300			
Length in mm	300			
Tube diameter in mm	54			
Ref.	QFIX3-0500T			
Length in mm	355-500			
Tube diameter in mm	54-60			
Ref.	QFIX3-0700T			
Length in mm	450-700			
Tube diameter in mm	54-60			
Ref.	QFIX3-1000T			
Length in mm	604-1000			
Tube diameter in mm	54-60			

UNIVERSAL TUBE SET



Angle adjustment in degrees 15° + 15°

Ref.	UTS-0100			
Length in mm	100			
Tube diameter in mm	54			
Ref.	UTS-0300			
Length in mm	300			
Tube diameter in mm	54			
Ref.	UTS-0500T			
Length in mm	355-500			
Tube diameter in mm	54-60			
Ref.	UTS-0700T			
Length in mm	450-700			
Tube diameter in mm	54-60			
Ref.	UTS-1000T			
Length in mm	604-1000			
Tube diameter in mm	54-60			



Quick Release,

the perfect AV solution ...

Look no further for a ceiling mount that allows the fast and easy exchange of projectors. The quick release ball joint allows swift and safe installation.



Maximum LOAD at max angle 20°			
X	QR	QR+	QR plus+
50 mm	50 Kg	45 Kg	45 Kg
75 mm	40 Kg	35 Kg	35 Kg
100 mm	30 Kg	25 Kg	25 Kg
125 mm	20 Kg	15 Kg	15 Kg

HEAVY DUTY PROJECTOR CEILING MOUNT



Ref.	390065
Length in mm	164
Tube diameter in mm	45
Angle adjustment in degrees	20° + 20°



Ref.	390061
Length in mm	697-937
Tube diameter in mm	45-50
Angle adjustment in degrees	20° + 20°



QUICK RELEASE PROJECTOR CEILING MOUNT



Ref.	392165
Length in mm	142
Tube diameter in mm	45
Angle adjustment in degrees	30° + 30°
Max. load	20-50 Kg.



Ref.	392161
Length in mm	675-915
Tube diameter in mm	45-50
Angle adjustment in degrees	30° + 30°
Max. load	20-50 Kg.





The **heavy duty** universal ceiling mount is a TÜV certified rigid and strong ceiling mount suited for suspending projectors up to 70 kg from the ceiling. The ceiling mount is standard equipped with the patented Audipack ball-joint, which features the unique possibility **to line out** the projector to the projection screen. De cable-outlets enable a neat and safe installation of all the necessary connections.



The **Quick Release** ceiling mounts are ergonomic solutions especially designed for rental and stage use. The special releasable ball joint allows the projector up to 50 kg to be **installed quickly without any tools**. The ingenious construction releases the ball joint adjustment and makes swapping and positioning the projector easy.



The **Quick Release Plus** projector ceiling mounts are ergonomic solutions designed for rental and stage use. The special releasable ball joint allows the projector up to 50 kg to be **installed quickly without any tools**. The ingenious construction releases the ball joint adjustment and makes swapping and positioning the projector easy.

The Plus version has an additional adjustment platform with **3 adjustment knobs**, with which the projector position can be adjusted highly accurate. Ideal for those who use more than 1 projector in one and the same set up!

QUICK RELEASE PLUS PROJECTOR CEILING MOUNT WITH 3D ADJUSTMENT



3D
ADJUSTMENT

Ref. 392365

Length in mm	193
Tube diameter in mm	45
Angle adjustment in degrees	30° + 30°
Fine tune adjustment in degrees	-3°, +3°
Max. load	15-45 Kg.



Ref. 392361

Length in mm	726-966
Tube diameter in mm	45-50
Angle adjustment in degrees	30° + 30°
Fine tune adjustment in degrees	-3°, +3°
Max. load	15-45 Kg.



QUICK RELEASE PLUS + TRUSS MOUNT WITH 3D ADJUSTMENT & HORIZONTAL SHIFT



3D
ADJUSTMENT

Ref. 392667

Length in mm	303
Angle adjustment in degrees	30° + 30°
Fine tune adjustment in degrees	-3°, +3°
Horizontal shift in mm	40
Max. load	15-45 Kg.



Ref. 392666

Length in mm	740 - 900
Angle adjustment in degrees	30° + 30°
Fine tune adjustment in degrees	-3°, +3°
Horizontal shift in mm	40
Max. load	15-45 Kg.



Ref. 392665

Length in mm	740 - 900
Angle adjustment in degrees	30° + 30°
Fine tune adjustment in degrees	-3°, +3°
Horizontal shift in mm	40
Max. load	15-45 Kg.





Projector mount

for **vertical** positioning



An elegant and rigid solution for installing projectors to the ceiling, with the minimalistic design well known from the 800 series product line.

This mount is specially designed for projectors with a special lens that allow a vertical installation.

The ceiling mount is equipped with features to line out the projector to the projection screen. De cable management system in the tube enables a neat and safe installation of all the necessary connections.

The mounting interface has a square 90 mm pattern on which the projector can be mounted. This is possible with the 392618 cams, which are included with the projecto ceiling mounts.

- ▲ **Slim and minimalistic design**
- ▲ **Easy cable management**
- ▲ **Available in many sizes**
- ▲ **Adjustable in height**

CEILING MOUNT FOR VERTICAL PROJECTION



CUSTOM-HEIGHT

Ref.	PCM-800-1000	
Length in mm	1000	
Tube	800 series with cable management	
Angle adjustment in degrees	-3° + 7°	
Mounting interface	L&S 4 - square pattern 90 mm	

Ref.	PCM-800-XXXX	
Length in mm	custom	
Tube	800 series with cable management	
Angle adjustment in degrees	-3° + 7°	
Mounting interface	L&S 4 - square pattern 90 mm	

ACCESSORIES

PROJECTOR MOUNTS

Mount any brand and type of projector on any Audipack system with the Audipack projector mounts.

When universal mounts are not applicable for projectors, brand related models are available.




QFIX mounts



Brand related mounts



EXTENSION TUBES FOR QUICK RELEASE

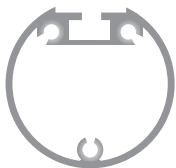


Diameter 45 mm.



Ref.	390022	390066	390367	390210	390321	390211
Length in mm	750	1000	1250	1500	1750	2000
Length gain in mm	350	600	850	1100	1350	1600

EXTENSION TUBES FOR QFIX & UTS



Diameter 54 mm.



Ref.	ET-1000	ET-1500	ET-2000	ET-2500
Length in mm	1000	1500	2000	2500
Length gain in mm	940	1440	1940	2440

SEVERAL OPTIONS



Ref.	392150	399941
Type	Construction clamp	Stainless steel security cable
Suitable for	All	

PROJECTOR BALANCE SLIDE



Ref.	PSB-50-200
Load	50 Kg
Shift	200 mm



Truss mounts

for projectors

Audipack truss mounts, ideal for rental & staging

Audipack truss mounts offer flexible installation options and secure features



Safe and solid

truss mounting



Do you need easy and quick projector truss mounting? Use the Audipack truss mounts!

Audipack offers a wide range of truss mountable projector mounts and solutions. To address different applications, Audipack offers specific solutions, from a simple projector mount to sophisticated 3D adjustment features. The mounts allow a quick and safe installation to be performed every time.

The **UTC range** offers a universal but very flexible and well-designed mounting range for projectors up to 30kg. Light weight, tolerance free and with integrated ball joints for perfect screen alignment.

The **Quick release** product line is distinguished by its unique separable ball joint and is the safest way for installing projectors up to 52kg to trusses. After installing the tube set, just click the projector to the tube set - 'click and go'.

Align the projector to the screen with the ball joint or even with the optional 3D adjustment (**QR-plus**) or linear adjustment (**QR-plus+**); ideal for seamless projection.

- ▲ **Fine pitch, pixel on pixel adjustment**
- ▲ **Rigid and safe construction**
- ▲ **Any configuration possible**
- ▲ **Very flexible**
- ▲ **Integrated cable ducts**



399941
Stainless steel
security cable

Quick release, the perfect AV rental solution ...

Look no further for a ceiling mount that allows the fast and easy exchange of projectors. The quick release ball joint allows swift and safe installation. Especially designed for professional rental and stage use.



Perfect adjustment with
telescopic feature



Cable passage









Cable passage







TRUSS MOUNTS WITH STANDARD BALL JOINT



Ref.	UTC-0150B	
Length in mm	150	 
Angle adjustment in degrees	15° + 15°	
Ref.	UTC-0300B	
Length in mm	300	 
Angle adjustment in degrees	15° + 15°	
Ref.	UTC-1000TB	
Length in mm	604-1000	 
Angle adjustment in degrees	15° + 15°	



QUICK RELEASE TRUSS MOUNT



Ref.	392167	
Length in mm	252	 
Angle adjustment in degrees	30° + 30°	
Max. load Kg.	20 - 50	
Ref.	392166	
Length in mm	760-1000	 
Angle adjustment in degrees	30° + 30°	
Max. load Kg.	20 - 50	

QUICK RELEASE PLUS TRUSS MOUNT WITH 3D ADJUSTMENT



Ref.	392367	
Length in mm	303	
Angle adjustment in degrees	30° + 30°	
Fine tune adjustment in degrees	-3°, +3°	
Max. load Kg.	15 - 45	
Ref.	392366	
Length in mm	811-1051	
Angle adjustment in degrees	30° + 30°	
Fine tune adjustment in degrees	-3°, +3°	
Max. load Kg.	15 - 45	

PROJECTOR TRUSS MOUNT 800 SERIES



Ref.

Length in mm
 Tube
 Angle adjustment in degrees
 Mounting interface
 Compatibility

PTCV-800-XXXX

custom
 800 series with cable management
 -3° + 7°
 L&S 4 - square pattern 90 mm
 Audipack projector mounts



CUSTOM-HEIGHT

The 392618, additional cams are required for mounting.

ACCESSORIES

PROJECTOR MOUNTS

Mount any brand and type of projector on any Audipack system with the Audipack projector mounts.

When universal mounts are not applicable for projectors, brand related models are available.



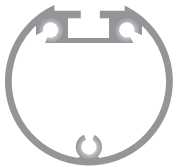
QFIX mounts



Brand related mounts



EXTENSION TUBES (SUITABLE FOR THE UTC)




Diameter 54 mm.



Ref.	ET-1000	ET-1500	ET-2000	ET-2500
Length in mm	1000	1500	2000	2500
Length gain in mm	940	1440	1940	2440

EXTENSION TUBES (ONLY SUITABLE FOR QUICK RELEASE TUBE SETS)



Diameter 45 mm.



Ref.	390022	390066	390367	390210	390321	390211
Length in mm	750	1000	1250	1500	1750	2000
Length gain in mm	350	600	850	1100	1350	1600

PROJECTOR BALANCE SLIDE



Ref.	PSB-50-200
Load	50 Kg
Shift	200 mm



The BJ-PRO Ball-joints are heavy duty mounting solutions for installing projectors or equipment temporarily to trusses.

With the adjustable ball-joint the aiming direction of the projector can be adjusted and with the micro adjustment the projector can be aligned to the screen.







Installing the projector is easy, no tools needed! With the pre-installed Audipack bracket to the projector, the projector is installed and removed with the quick-release "¼ turn&lock" to the ball joint.

Safely store all your items in an Audipack flightcase.



BJ-PRO PROJECTOR TRUSS MOUNT



Ref.	BJ-PRO-BASIC single truss hook		
Height in mm	330		
Angle adjustment in degrees	25° / 0° / 25°		
Truss - diameter	50 mm		
Ref.	BJ-PRO-1 single truss hook		
Height in mm	330		
Angle adjustment in degrees	25° / 0° / 25°		
Fine tune adjustment in degrees	5° / 0° / 5°		
Truss - diameter	50 mm		
Ref.	BJ-PRO-2 double truss hook		
Height in mm	330		
Angle adjustment in degrees	25° / 0° / 25°		
Fine tune adjustment in degrees	5° / 0° / 5°		
Truss - diameter	50 mm		

1 piece INT-1 is standard supplied with a ball-joint

BJ-PRO PROJECTOR TRUSS MOUNT

Ref.	BJ-PRO-INT1
Mounting interface	90 x 90 mm.

1 piece INT-1 is standard supplied with a ball-joint



Ref.	BJ-PRO-INT2
Mounting interface	100 x 100 mm.

**QUATRO-FIX 4 & 5**

Ref.	QFIX-4
Max. mounting range in mm.	345 x 280 mm.
Max. load	30 kg
Suitable for	large projector situations



Ref.	QFIX-5
Mounting range in mm.	min. 268 x 243 - max. 430 x 360
Max. load	30 kg
Suitable for	large projector situations

**QUATRO-FIX 6 & 7**

Ref.	QFIX-6
Mounting range in mm.	min. 200 x 85 - max. 410 x 475
Max. load	80 kg
Suitable for	large projector situations



Ref.	QFIX-7
Max. mounting range in mm.	200 x 85 - 620 - 735
Max. load	80 kg
Suitable for	large projector situations





Short throw wall mounts

for projectors

The Audipack short throw wall mounts

are ideal to mount your projector directly on the wall or to an Audipack projection set up.



Easy installation with Audipack

wall mounts

Audipack short throw wall mounts with universal projector mount is a most flexible yet durable solution.

Audipack short throw wall mounts have slim dimensions, a modern design and provide 100% tolerance free projector mounting. The easily accessible hidden cable ducts are ideal for hiding projector cabling and routing it to the wall.

The projector is mounted onto the famous Audipack Quatrofix, with a ball joint that allows for a rigid, steady projector mounting.

The short throw mount can be easily attached directly to the wall or onto a frame, whichever is the best solution for the projection screen.

- ▲ **Easy installation**
- ▲ **Rigid wall mounting**
- ▲ **Accurate projector adjustment**
- ▲ **Universal or brand related projector mounts**

SHORT THROW ARMS



Ref.	PWM-ST0600		
Adjustment range in mm	360-600		
Max. mounting range in mm	440 in diameter		
Ref.	PWM-ST1200		
Adjustment range in mm	960-1200		
Max. mounting range in mm	440 in diameter		
Ref.	PWM-ST0800T		
Adjustment range in mm	500-800		
Max. mounting range in mm	440 in diameter		
Ref.	PWM-ST1500T		
Adjustment range in mm	800-1500		
Max. mounting range in mm	440 in diameter		

Including Universal Quatro-Fix

WALL MOUNT



Ref.	PWM-0450		
Length in mm	450		
See page for 123 for a projector mount, to mount your projector			




Stack- and rigging frames

for projectors

The Audipack stack and rigging frames

a sturdy solution to meet your needs



A **NEW** view on **projector** **rigging and stacking**



The Audipack PSF stack frame series is the safest way for handling a projector in rental and staging applications.

Audipack has developed a special lightweight frame that fits the projector like a glove. The strong, aluminium, light weight construction gives a good grip for lifting, table installation or installing the frame and projector to a truss.

The projector is fitted to the bottom frame on adjustable axes, which allow the projector to be lined up to the screen with high accuracy. Multiple frames can be easily connected and stacked for high output projection. The PSF stack-frames are available in standard sizes, and are also available in custom sizes on request.

- ▲ **New and modern design**
- ▲ **Lightweight 50 mm tubular construction**
- ▲ **Easy to adapt to any projector brand and type**
- ▲ **Integrated fine tune 3D adjustment**
- ▲ **Rotating mounting points for flying installation**
- ▲ **T-Slot mounting in tubes for accessory installation**
- ▲ **5 times overload Safety factor**
- ▲ **Custom models available on request**



Visit www.audipack.com for product wizard and list of models

Optional:
 Double coupler truss clamp: **260210**
 Stainless steel security cable: **399941**

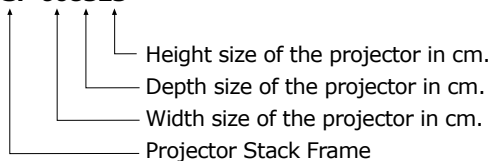


STACK FRAMES



Order explanation:

PSF-608525



***Note:**

To order your stack frame make sure that your projector including cables and lens fits in the internal dimensions of the stack frame


Ref. Including extra space for max projector dimension	PSF-374418 W 370 x D 440 x H 180	PSF-465422 W 460 x D 540 x H 220	PSF-504216 W 500 x D 420 x H 160	PSF-504718 W 500 x D 470 x H 180	PSF-505218 W 500 x D 520 x H 180	PSF-505620 W 500 x D 560 x H 200
	PSF-547417 W 540 x D 740 x H 170	PSF-554422 W 550 x D 440 x H 220	PSF-578030 W 570 x D 800 x H 300	PSF-608525 W 600 x D 850 x H 250	PSF-655830 W 650 x D 580 x H 300	PSF-658530 W 650 x D 850 x H 300



Classic steel Stack-Frame

The safest way for handling a projector in rental & staging applications is by using it in combination with an Audipack Stack-or flying frame.

The projector is fitted on a bottom frame that is adjustable in 3 axes, allowing the projector to be lined out on screens with high accuracy. Besides this, the frame functions as good grip on your precious projector. The optional vertical struts and upper frame will expand possibilities to the max. In general the total assembly can be used as a traditional rigging or stackframe, but because of the removable parts, it is possible to change the projector set-up to trusses etc., and to enlarge the distance between truss and projector, or to use more than one projector.



- ▲ **Integrated 3D adjustment**
- ▲ **Different frame configurations possible**
- ▲ **Safe transport frame for the projector**
- ▲ **Suitable for truss hook mounting 50 mm**

- ▲ **Simple assembly**
- ▲ **Safe transport frame for the projector**
- ▲ **Can be combined with the Liftomatics series**
- ▲ **Easy and flexible way of image positioning**

Visit www.audipack.com for product wizard and list of models

STACK FRAMES CLASSIC

Custom sizes available on request



Ref. Max. projector dimensions in mm	P3478 W 320 x D 430 x H 170	P5348 W 400 x D 525 x H 235	P5217 W 500 x D 425 x H 160	P5343 W 520 x D 600 x H 255	P2895 W 570 x D 783 x H 243	P3723 W 570 x D 783 x H 293
Ref. Max. projector dimensions in mm	P3593 W 579 x D 641 x H 270	P3657 W 580 x D 860 x H 243	P5045 W 605 x D 565 x H 293	P5406 W 650 x D 860 x H 305	P5515 W 385 x D 1015 x H 385	

ACCESSORIES

SEVERAL OPTIONS



Ref. Type Suitable for	260210 Double coupler All	399941 Stainless steel security cable
-------------------------------------	--	---

Projector housings,

to ensure branding and special effects




Projectors are more often used outdoors for branding and special effects on buildings and for events.

Audipack has a lot of experience in building protective housings. We custom-build them for many projector brands and types. Our technicians can tell you what is necessary in your situation.

Indoor events

Theaters, museums and many other events use projectors for projection of images and special effects. Audipack's Silencers ensures that visitors enjoy the show without disturbing noise.

All silencing projector housings are tested to check the noise reduction. You receive a full report of the testing results.





Projector housings, because your projector

must deliver under any circumstances ...

- ▲ **Protection of your projector**
- ▲ **Custom build**
- ▲ **Easy to install**
- ▲ **Easy access for service and maintenance**

General technical specifications:

- Constructed from light weight alloy aluminum
- Exchangeable HEPA filters
- Thermostatic controlled heating
- Thermostatic controlled ventilation
- Projector placed on drawer
- Air curtain heating (*Kryo*)
- Double roof (*Saharan* & optional for *Kryo*)
- Recirculating mini AC (*Saharan*)

The **Hurricane, Kryo or Saharan** housings are specially designed to install projectors in outdoor applications or in projector hostile environments.

The latest generations of Audipack housings are unique of it's kind and offer a perfect protective solution for any kind of projector.

Audipack offers 4 different builds each specified for a certain specific environment.


The **Hurricane** is a housing used in for applications such as outdoor, partially covered, no direct sunlight.

The **Kryo** housing is construction technical equal but has an enhanced temperature module to be used in general outdoor positions with very low temperatures and usage in snow, mountains etc.

The **Saharan** housing is suitable for outdoor projection in warm, dusty environments, not covered or shady environments with direct sunlight and high UV radiation.

The **Pollutio** housing is a special enclosure to protect and use projectors in production enironments and polluted air with dirt particles.


In general these 4 housing types are in basic all build equally but enhanced at specific parts to fit their application.





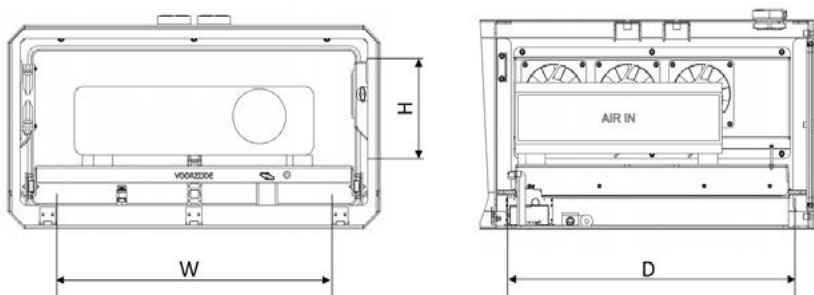
PROJECTOR INDOOR HOUSING POLLUTIO

Ref.	POH-PXXXXXX
Application area	General indoor, shady environments, preferably under roof, dusty, wind
Max. temperature range	0 up to +25 Celcius
Power consumption	Approx. 100 watt.



- ▲ **The Pollutio is a standard housing for installing projectors in indoor, dust and dirt polluted environments.**
- ▲ **The Pollutio is made per projector to enhance optimum ventilation of the projector.**
- ▲ **Standard the Pollutio is available in 3 size ranges, but larger or smaller sizes are also possible.**
- ▲ **Available in table top, ceiling inverted and portrait orientation.**

POLLUTIO HOUSING



	Small	Medium	Large
Max. projector dimensions incl. lens and cables (mm)	W/D400 x D/W500 x H/200	W/D500 x D/W600 x H/275	W/D700 x D/W950 x H/350
Max. BTU	3000	5000	8000
Max. pwr consumption	+/- 600 Watt	+/- 2000 Watt	+/- 2500 Watt

Always keep 70-100 mm room for cable connections.
 Allow 30 mm clearance between front window and lens.
 Allow 30 mm free space for air entrance and exit.

Note: Dimensions excluding sunroof / snow roof external cooling



- ▲ **Regular model table top mounted**



PROJECTOR OUTDOOR HOUSING HURRICANE

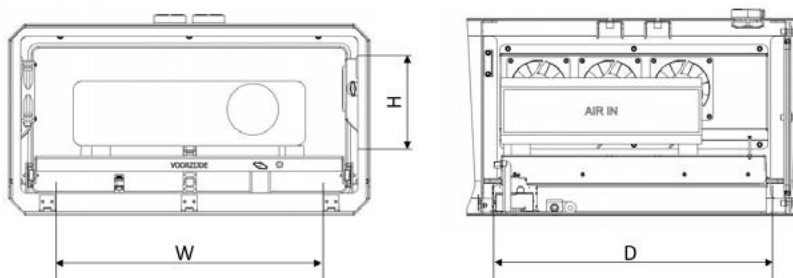
Ref. POH-HXXXXXX

Application area	General outdoor, shady environments, preferabel under roof, dusty, wind
Max. temperature range	-20 up to +30 Celcius
Power consumption	Approx. 150 watt.



- ▲ **The Hurricane is a standard housing for installing projectors in outdoor, dust and dirt polluted environments.**
- ▲ **The Pollutio is made per projector to enhance optimum ventilation and heating of the projector.**
- ▲ **Standard the Hurricane is available in 3 size ranges, but larger or smaller sizes are also possible.**
- ▲ **Available in table top, ceiling inverted and portrai t orientation.**

POLLUTIO HOUSING



Max. projector dimensions incl. lens and cables (mm)	Small W/D400 x D/W500 x H/200	Medium W/D500 x D/W600 x H/275	Large W/D700 x D/W950 x H/350
Max. BTU	3000	5000	8000
Max. pwr consumption	+/- 600 Watt	+/- 2000 Watt	+/- 2500 Watt

Always keep 70-100 mm room for cable connections.
Allow 30 mm clearance between front window and lens.
Allow 30 mm free space for air entrance and exit.

Note: Dimensions excluding sunroof / snow roof external cooling



- ▲ **Regular model ceiling mounted**



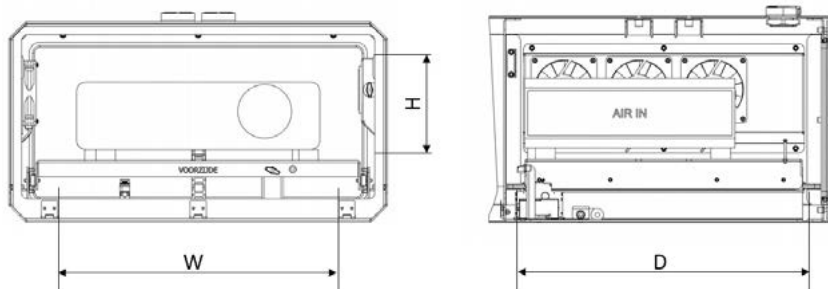
PROJECTOR OUTDOOR HOUSING SAHARAN

Ref.	POH-SXXXXXX
Application area	High temperatures, no shadow, high UV, dusty, wind
Max. temperature range	-20 up to +30> Celcius
Power consumption	Approx. 150 - 500 watt.



- ▲ **The Saharan is a standard housing for installing projectors in outdoor, warm / hot environments.**
- ▲ **This housing is made per projector to enhance optimum ventilation and heating of the projector when not in used. An assiting AC is used to conserve the projector during day-time.**
- ▲ **Standard the Saharan is available in 3 size ranges, but larger or smaller sizes are also possible.**
- ▲ **Available in table top, ceiling inverted and portrai t orientation.**

POLLUTIO HOUSING



Max. projector dimensions incl. lens and cables (mm) Max. BTU Max. pwr consumption	Small W/D400 x D/W500 x H/200	Medium W/D500 x D/W600 x H/275	Large W/D700 x D/W950 x H/350
	3000	5000	8000
	+/- 600 Watt	+/- 2000 Watt	+/- 2500 Watt

Always keep 70-100 mm room for cable connections.
Allow 30 mm clearance between front window and lens.
Allow 30 mm free space for air entrance and exit.

Note: Dimensions excluding sunroof / snow roof external cooling



- ▲ **Saharan model with sun roof, table top**



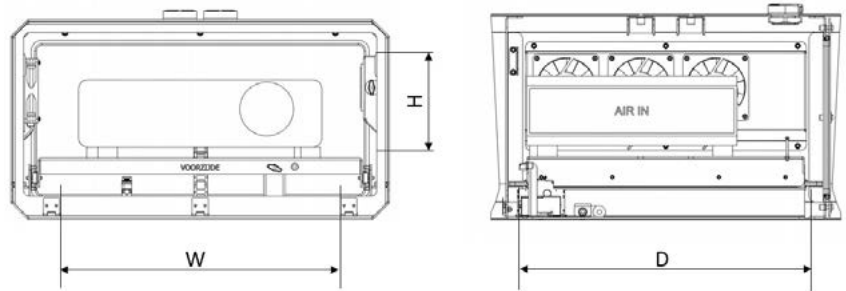
PROJECTOR OUTDOOR HOUSING KYRO

Ref.	POH-KXXXXXX
Application area	Low temperatures, yes / no shadow, high UV, snow, cold, dusty, wind
Max. temperature range	-30 up to +30 Celcius
Power consumption	Approx. 150 - 250 watt.



- ▲ **The Kryo is a standard housing for installing projectors in outdoor, wet snow and cold enviroments.**
- ▲ **This housing is made per projector to enhance optimum ventilation and heating of the projector.**
- ▲ **Standard the Kryo is available in 3 size ranges, but larger or smaller sizes are also possible.**
- ▲ **Available in table top, ceiling inverted and portrai t orientation.**

POLLUTIO HOUSING



Max. projector dimensions incl. lens and cables (mm) Max. BTU Max. pwr consumption	Small W/D400 x D/W500 x H/200	Medium W/D500 x D/W600 x H/275	Large W/D700 x D/W950 x H/350
	3000	5000	8000
	+/- 600 Watt	+/- 2000 Watt	+/- 2500 Watt

Always keep 70-100 mm room for cable connections.
Allow 30 mm clearance between front window and lens.
Allow 30 mm free space for air entrance and exit.

Note: Dimensions excluding sunroof / snow roof external cooling



- ▲ **Kryo model with snow roof, table top**

ACCESSORIES

SUN/SNOW ROOF


Ref.

Offset to housing
Dimensions
Application

Sunroof

80 mm
According housing specs.
Sun & snow



CEILING MOUNT


Ref.

Inclination
Application

POH-CMTILT

Yes
Ceiling installation



TRUSS MOUNT


Ref.


Inclination
Application

POH-TMTILT

Yes
Truss 50 mm



**FLOOR COLLUMS, CEILING &
WALL MOUNTS ARE CUSTOM
AVAILABLE, SEE PRICE LIST.**





Silencing housings for *projectors*



An Audipack Silencer provides a sound insulating solution for noisy projectors.

Some high output projector are accompanied with noise and make integrating these projectors in boardrooms or theatres almost impossible.

Audipack offers Silencers for almost all brands and type of projectors used in a broad array of applications.

All Audipack Silencers are custom made, made to order and based on the specific selected projector and lens configuration.

The projector is completely enclosed in the Silencer and internally supported with a thermostatic controlled ventilation to keep the projector functioning within manufacturers specifications.

Rental of fixed installation

The silencer is offered in a veneer furniture version and as well a rental flightcase version. Both models suitable for free standing and suspended applications.

Note:

The Silencer used surrounded ambient air to ventilate the projector.



Veneer ceiling installed Silencer



Easy service and acces


Ceiling lift systems

for projectors

Integration of projectors into the ceiling

For example, in a board room, home cinema, auditorium or conference hall

The interior finish looks more streamlined with the projector out of sight – and the equipment is more secure





The solution for **integrating**

projectors in ceilings



The Audipack projector lift systems have a reputation as durable systems for lowering a projector from the ceiling.

These ceiling lift systems are the perfect solution for integrating projectors into ceilings in board rooms, home cinemas, auditoriums and conference halls. Not only does the interior look better but the projector is less prone to theft.

Well-made and safe, the Audipack ceiling lift system requires little maintenance. With each use, the lift moves precisely to its pre-set position, every time. You can be confident that the projected image will centre perfectly on the screen.

3rd service position (Various lift systems are supplied with this feature)
With the 3rd service position it is possible to let the projector run through the maximum length.

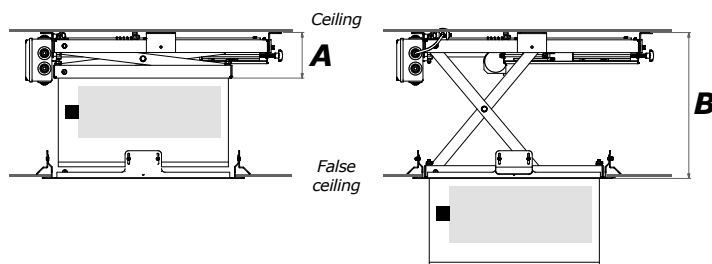
This length is determined by the number of scissors that the lift is provided.

1 - Stored position 2 - Presentation position 3 - Service position



- ▲ **Durable build**
- ▲ **Low maintenance**
- ▲ **Quick installation**
- ▲ **Low noise engine**

Technical information:



A) Construction height

distance from top to bottom of lift when fully retracted
(projector, projector mount and ceiling finishing mask not included)

B) Overall stroke

distance from top to bottom of lift when fully extended
(projector, projector mount and ceiling finishing mask not included)



Safety device



Accurate projector positioning



Ceiling finishing





Smooth finishing



PCL-X351 SCISSOR LIFT SYSTEMS Movable frame dimensions: **W 490 x D 490 mm**



Including white ceiling finishing mask



Power supply:
110-230 VAC 50-60 Hz/24 VDC



Ref.	PCL-X351-1	
Overall stroke in mm	370	 
Dimensions in mm	W 590 x D 490 x H 90	
Number of scissors	1	
Nett weight	11 Kg	
Connectivity	Contact relay Optional wall switch or IR/RF remote	

Ref.	PCL-X351-2	
Overall stroke in mm	700	 
Dimensions in mm	W 590 x D 490 x H 115	
Number of scissors	2	
Nett weight	13 Kg	
Connectivity	Contact relay Optional wall switch or IR/RF remote	



MOUNTS FOR PCL-X351



Ref.	QFIX-1	
Max. mounting range in mm	440	 
max. load	10-20 kg	
Suitable for	Tube sets and products with ball-joint	

Ref.	QFIX-2	
Max. mounting range in mm	440	 
max. load	10-20 kg	
Suitable for	Only for ceiling lifts	



Ref.	QFIX-3	
Max. mounting range in mm	382 X 336	 
max. load	20-30 kg	
Suitable for	all purposes	











PCL-3050 SCISSOR LIFT SYSTEMS Movable frame dimensions: **W 450 x D 590 mm**

Very silent lift system



Including white ceiling finishing mask
Power supply: 230 VAC 50-60 Hz

Ref.	PCL-3050-1	
Overall stroke in mm	500	
Dimensions in mm	W 571 x D 707 x H 115	
Number of scissors	1	
Nett weight	26 Kg	
Connectivity	Contact relay Optional wall switch or IR/RF remote	
Ref.	PCL-3050-2	
Overall stroke in mm	985	
Dimensions in mm	W 571 x D 707 x H 170	
Number of scissors	2	
Nett weight	27 Kg	
Connectivity	Contact relay Optional wall switch or RF remote	
Ref.	PCL-3050-3	
Overall stroke in mm	1445	
Dimensions in mm	W 571 x D 707 x H 200	
Number of scissors	3	
Nett weight	28 Kg	
Connectivity	Contact relay Optional wall switch or RF remote	
Ref.	PCL-3050-4	
Overall stroke in mm	1910	
Dimensions in mm	W 571 x D 707 x H 240	
Number of scissors	4	
Nett weight	29 Kg	
Connectivity	Contact relay Optional wall switch or RF remote	

PCL-5050 SCISSOR LIFT SYSTEMS Movable frame dimensions: **W 560 x D 560 mm**









Very silent lift system




**Fits directly
a standard 600x600
ceiling tile cut-out**



Including white ceiling finishing mask
Power supply: 230 VAC 50-60 Hz

Ref.	PCL-5050-1	
Overall stroke in mm	490	
Dimensions in mm	W 691 x D 688 x H 115	
Number of scissors	1	
Nett weight	25 Kg	
Connectivity	Contact relay Optional wall switch or RF remote	
Ref.	PCL-5050-2	
Overall stroke in mm	900	
Dimensions in mm	W 691 x D 688 x H 155	
Number of scissors	2	
Nett weight	27,5 Kg	
Connectivity	Contact relay Optional wall switch or RF remote	
Ref.	PCL-5050-3	
Overall stroke in mm	1350	
Dimensions in mm	W 691 x D 688 x H 200	
Number of scissors	3	
Nett weight	30 Kg	
Connectivity	Contact relay Optional wall switch or RF remote	
Ref.	PCL-5050-4	
Overall stroke in mm	1800	
Dimensions in mm	W 691 x D 688 x H 230	
Number of scissors	4	
Nett weight	33,5 Kg	
Connectivity	Contact relay Optional wall switch or RF remote	





















PCL-5070 SCISSOR LIFT SYSTEMS *Movable frame dimensions: W 560 x D 700 mm*

**Including
3rd service
position**

Including white ceiling finishing maskPower supply: **230 VAC 50-60 Hz**

Connectivity: contact relay,

Optional: wall switch or RF remote

Ref.	PCL-5070-1	 
Overall stroke in mm	550	
Built-in height	150	
Number of scissors	1	
Ref.	PCL-5070-2	 
Overall stroke in mm	1100	
Built-in height in mm	180	
Number of scissors	2	
Ref.	PCL-5070-3	 
Overall stroke in mm	1620	
Built-in height in mm	210	
Number of scissors	3	
Ref.	PCL-5070-4	 
Overall stroke in mm	2140	
Built-in height in mm	235	
Number of scissors	4	
Ref.	PCL-5070-5	 
Overall stroke in mm	2660	
Built-in height in mm	270	
Number of scissors	5	
Ref.	PCL-5070-6	 
Overall stroke in mm	3180	
Built-in height in mm	300	
Number of scissors	6	
Ref.	PCL-5070-7	 
Overall stroke in mm	3700	
Built-in height in mm	335	
Number of scissors	7	
Ref.	PCL-5070-8	 
Overall stroke in mm	4200	
Built-in height in mm	365	
Number of scissors	8	
Ref.	PCL-5070-9	 
Overall stroke in mm	4680	
Built-in height in mm	390	
Number of scissors	9	
Ref.	PCL-5070-10	 
Overall stroke in mm	5380	
Built-in height in mm	425	
Number of scissors	9	

General technical features:

- ▲ **Integrated safety device**
- ▲ **Double hoist cable**
- ▲ **5 times safety overload**
- ▲ **Adjustable retracted and projection position**
- ▲ **3rd service position**
- ▲ **Integrated relay control box**
- ▲ **Power supply 230 VAC**
- ▲ **Incl. false ceiling mounting frame W560xD700 mm**
- ▲ **Tüv, CE, EMC, UKCA**





1060 SCISSOR LIFT SYSTEMS



Movable frame dimensions: **W 570 x D 900 mm**



Optional ceiling finishing mask,
Ref: CFM-1060 see page 142

Power supply: **230 VAC 50-60 Hz**



Ref.	P1982	
Overall stroke in mm	675	 
Dimensions in mm	W 630 x D 1117 x H 110	
Number of scissors	1	
Nett weight	44 Kg	
Connectivity	Contact relay Optional wall switch or RF remote	



Ref.	P3610	
Overall stroke in mm	1200	 
Dimensions in mm	W 630 x D 1117 x H 165	
Number of scissors	2	
Nett weight	45 Kg	
Connectivity	Contact relay Optional wall switch or RF remote	

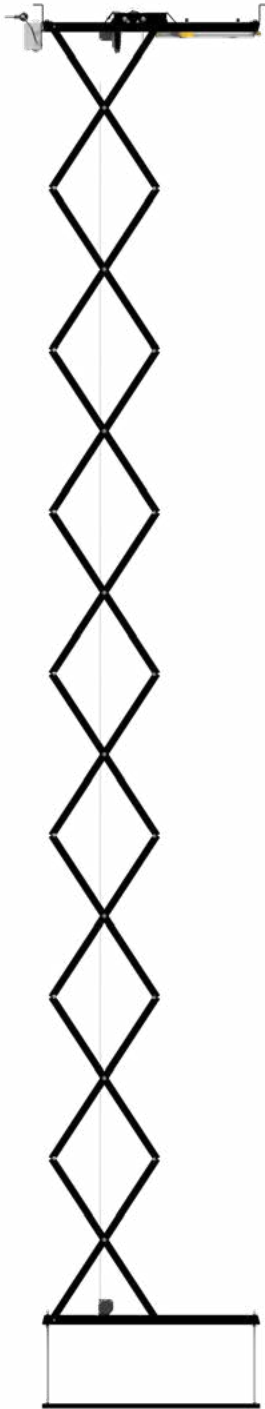


VDDL VIDEO CONFERENCE CAMERA LIFT SYSTEM



Ref.	VCCL-PED-1	
Overall stroke in mm	350	 
Dimensions in mm	W 680 x D 230 x H 126/350	
Number of scissors	1	
Nett weight	11 Kg	
Connectivity	Contact relay or IR remote	

Ref.	VCCL-PED-2	
Overall stroke in mm	700	 
Dimensions in mm	W 680 x D 230 x H 126/700	
Number of scissors	2	
Nett weight	13 Kg	
Connectivity	Contact relay or IR remote	

PCL-1070 CEILING LIFT SYSTEMS Movable frame dimensions: **W 770 x D 900 mm**

















Including
3rd service
position

Including white ceiling finishing mask

Power supply: **230 VAC 50-60 Hz**


Connectivity: contact relay,

Optional: wall switch or RF remote

Ref.	PCL-1070-1		
Overall stroke in mm	776		
Dimensions in mm	W770 X D1017 X H160		
Number of scissors	1	Nett weight	57 Kg
Ref.	PCL-5070-2		
Overall stroke in mm	1455		
Dimensions in mm	W770 X D1017 X H210		
Number of scissors	2	Nett weight	61 Kg
Ref.	PCL-5070-3		
Overall stroke in mm	2130		
Dimensions in mm	W770 X D1017 X H237		
Number of scissors	3	Nett weight	65 Kg
Ref.	PCL-5070-4		
Overall stroke in mm	2805		
Dimensions in mm	W770 X D1017 X H260		
Number of scissors	4	Nett weight	69 Kg
Ref.	PCL-5070-5		
Overall stroke in mm	3480		
Dimensions in mm	W770 X D1017 X H290		
Number of scissors	5	Nett weight	73 Kg
Ref.	PCL-5070-6		
Overall stroke in mm	4170		
Dimensions in mm	W770 X D1017 X H325		
Number of scissors	6	Nett weight	77 Kg
Ref.	PCL-5070-7		
Overall stroke in mm	4785		
Dimensions in mm	W770 X D1017 X H355		
Number of scissors	7	Nett weight	81 Kg
Ref.	PCL-5070-8		
Overall stroke in mm	5460		
Dimensions in mm	W770 X D1017 X H382		
Number of scissors	8	Nett weight	85 Kg

General technical features:

- ▲ **Integrated safety device**
- ▲ **Double hoist cable**
- ▲ **5 times safety overload**
- ▲ **Adjustable retracted and projection position**
- ▲ **3rd service position**
- ▲ **Integrated relay control box**
- ▲ **Power supply 230 VAC**
- ▲ **Incl. false ceiling mounting frame W560xD700 mm**
- ▲ **Tüv, CE, EMC, UKCA**





















**1090 CEILING LIFT SYSTEMS**Movable frame dimensions: **W 815 x D 1000 mm**

Including
**3rd service
position**

Including white ceiling finishing maskPower supply: **230 VAC 50-60 Hz**

Connectivity: contact relay,

Optional: wall switch or RF remote

Ref.	P1984		
Overall stroke in mm	700		
Dimensions in mm	W815 X D1117 X H185		
Number of scissors	1	Nett weight	67 Kg
Ref.	P3602		
Overall stroke in mm	1522		
Dimensions in mm	W815 X D1117 X H235		
Number of scissors	2	Nett weight	71 Kg
Ref.	P3603		
Overall stroke in mm	2100		
Dimensions in mm	W815 X D1117 X H255		
Number of scissors	3	Nett weight	75 Kg
Ref.	P3604		
Overall stroke in mm	2800		
Dimensions in mm	W815 X D1117 X H285		
Number of scissors	4	Nett weight	79 Kg
Ref.	P3605		
Overall stroke in mm	3500		
Dimensions in mm	W815 X D1117 X H315		
Number of scissors	5	Nett weight	83 Kg
Ref.	P3606		
Overall stroke in mm	4200		
Dimensions in mm	W815 X D1117 X H345		
Number of scissors	6	Nett weight	87 Kg
Ref.	P3607		
Overall stroke in mm	4900		
Dimensions in mm	W815 X D1117 X H375		
Number of scissors	7	Nett weight	91 Kg
Ref.	P3608		
Overall stroke in mm	5600		
Dimensions in mm	W815 X D1117 X H420		
Number of scissors	8	Nett weight	95 Kg
Ref.	P8052		
Overall stroke in mm	6200		
Dimensions in mm	W815 X D1117 X H500		
Number of scissors	7	Nett weight	91 Kg
Ref.	P210255		
Overall stroke in mm	7000		
Dimensions in mm	W815 X D1117 X H550		
Number of scissors	8	Nett weight	95 Kg

General technical features:





- ▲ **Integrated safety device**
- ▲ **Double hoist cable**
- ▲ **5 times safety overload**
- ▲ **Adjustable retracted and projection position**
- ▲ **3rd service position**
- ▲ **Integrated relay control box**
- ▲ **Power supply 230 VAC**
- ▲ **Incl. false ceiling mounting frame W560xD700 mm**
- ▲ **Tuv, CE, EMC, UKCA**

SCISSOR LIFT WITH INTEGRATED ROTA-KIT

Movable frame dimensions: **W 700 x D 700 mm**



Power supply: **230 VAC 50-60 Hz**

Ref.	P3310	
Overall stroke in mm	1275	 
Dimensions in mm	W 822 x D 811 x H 375	
Number of scissors	2	
Connectivity	Contact relay Optional wall switch or RF remote	
Ref.	P5357	
Overall stroke in mm	2300	 
Dimensions in mm	W 822 x D 811 x H 430	
Number of scissors	4	
Connectivity	Contact relay Optional wall switch or RF remote	

ACCESSORIES

SERVICE HATCHES

Internal hatch dimensions:
430 x 430 mm



Ref.	P1913	P5066
------	--------------	--------------

SILENCER MOUNTING BRACKET



Ref.	P7010	P6491	To install silencer housings to a ceiling lift, use these adapters see page 137 - 138B for silencers & housings.
Suitable for	1070 & 1090	1090	

CEILING FINISHING MASK



Ref.	CFM-1060	CFM-PCL1070	CFM-1090
Suitable for	1060	1070	1090



REMOTE CONTROLS



Ref.
Suitable for

261436
External 1-channel RF remote set.

261318
DWS-T100 and DWS-160E

SHOCK ABSORBER, SET OF 4



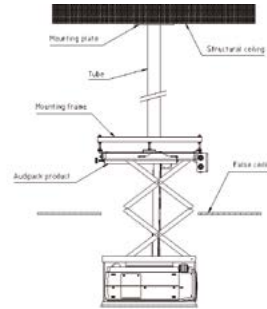
Absorbs disturbing vibrations caused by traffic, air conditioner systems etc. Only suitable for PCL lifts. For PCL-3050 and PCL-5050.



Ref.

P5547

SPACER FRAME



With large internal spacings between the structural ceiling and false ceiling, it is better to use a spacer frame to position your Audipack product just above the false ceiling.

Installing your product with long windings or rods ends up in an unstable and flexible set-up. Using the spacer frame prevents choosing large lift systems with long travels and saves costs at the end.

Mirror-Kit systems

for projectors

Mirror-Kit systems for projectors

For the integration of projectors in the ceiling,

for example in the board room, home cinema, auditorium or conference hall.

The interior finish looks more streamlined with the projector out of sight – and the noise is reduced





Integration of a projector

into the Ceiling...

or in a cabinet or table, so that the projector is out of sight and less audible!

The Mirror-Kit is a practical and durable solution for the integration of a projector into the ceiling. For example in a boardroom, home cinema, auditorium or conference hall.

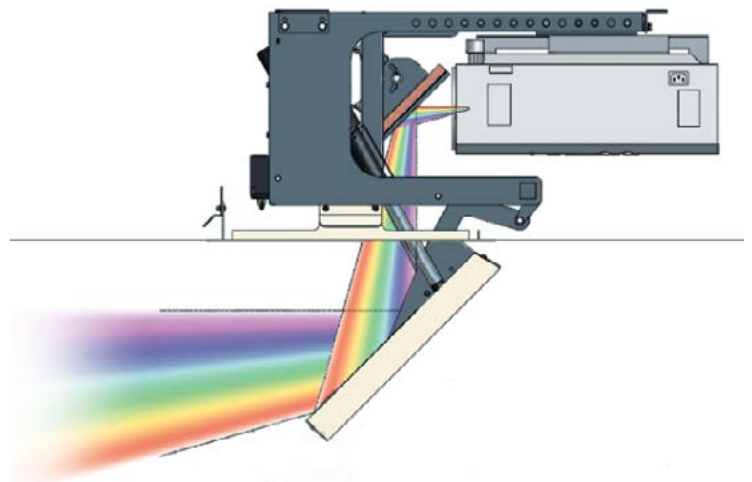
The projector is fixed permanently above the ceiling, resulting in less noise to detract from the presentation and invisibility of the projector.

Audipack Mirror-Kits are available in various dimensions and versions. They are available in dynamic (motorised) and static (non-motorised) versions.



How does it work

The Mirror-Kit works like a periscope. The projected image from the projector is deflected by two highly reflective mirrors onto the projection screen. The larger, lower mirror is motorised and can be activated by a general control system.



- ▲ **Motorized table and ceiling versions**
- ▲ **Static ceiling versions**
- ▲ **Quick installation**
- ▲ **Low noise engine**



Table Mirror-Kit versions available



Standard ceiling finishing











Special projection mirror

WIDE SCREEN *MOTORIZED CEILING MIRROR-KITS*

Power supply:

110-230 VAC 50-60 Hz/24 VDC

Ref.	MKT-150WS	
Dimensions in mm	W 620 x D 741 x H 368	 
Max. projector dimensions in mm	W 500 x D 600 x H 150	
Min. allowed lens ratio from approx.	1.3:1	
Nett weight	35 Kg	
Aspect ratio	4:3, 16:9, 16:10	
Connectivity	Contact relay, Optional: wall switch or RF remote	
Ref.	MKT-200WS	
Dimensions in mm	W 660 x D 751 x H 418	 
Max. projector dimensions in mm	W 500 x D 600 x H 200	
Min. allowed lens ratio from approx.	1.3:1	
Nett weight	37 Kg	
Aspect ratio	4:3, 16:9, 16:10	
Connectivity	Contact relay, Optional: wall switch or RF remote	
Ref.	MKT-250WS	
Dimensions in mm	W 650 x D 751 x H 470	 
Max. projector dimensions in mm	W 550 x D 650 x H 250	
Min. allowed lens ratio from approx.	1.3:1	
Nett weight	26 Kg	
Aspect ratio	4:3, 16:9, 16:10	
Connectivity	Contact relay, Optional: wall switch or RF remote	
Ref.	MKT-265WS	
Dimensions in mm	W 735 x D 1040 x H 500	 
Max. projector dimensions in mm	W 600 x D 650 x H 265	
Min. allowed lens ratio from approx.	1.3:1	
Nett weight	60 Kg	
Aspect ratio	4:3, 16:9, 16:10	
Connectivity	Contact relay, Optional: wall switch or RF remote	

**Technical specifications:**

- ▲ **Electric driven main mirror**
- ▲ **Low noise motor**
- ▲ **Low maintenance**
- ▲ **Max. projection distance aprox 12 meters**
- ▲ **Adjustable image positioning**
- ▲ **Incl. ceiling finishing frame**
- ▲ **Incl. projector spacer**
- ▲ **Fully adjustable 1st mirror**
- ▲ **Power supply 230 VAC**
- ▲ **Operation power consumption 24 volt DC**
- ▲ **Integrated relay control box**



COMPACT MOTORIZED MIRROR-KIT



Ref.	MKT-C150
Dimensions in mm	W 560 x D 790 x H 211
Max. projector dimensions in mm	W 465 x D 450 x H 150
Min. allowed lens ratio from approx.	1,3:1
Aspect ratio	4:3, 16:9, 16:10
Connectivity	Contact relay Optional wall switch or RF remote



FLOOR PROJECTION UNIT



Ref.	P2817
Dimensions in mm	W 465 x D 250 x H 225-260
Mirror dimensions in mm	Square W 200 x H 200
Nett weight	10 Kg
Aspect ratio	4:3, 16:10
Max. lens offset in mm	90



To be used with the Audipack ceiling mounts **390061** and **390065**, page 127.

ACCESSORIES

PROJECTOR MOUNTS

Mount any brand and type of projector on any Audipack system with the Audipack projector mounts.



QFIX mounts



Brand related mounts

REMOTE CONTROLS



Ref.
Suitable for



261436
External 1-channel RF remote set.



261318
DWS-T100 and DWS-160E

SERVICE HATCHES

Internal hatch dimensions:
430 x 430 mm



Ref. **P1913**




P5066

Pop up lift systems

for projectors

The Audipack projector Pop Up lift system

lets your projector pop up out of your desk, cabinet or table





Projector **Pop up** lift systems

for your **convenience**



Why not integrate your projector into the table and lift it from below when needed?

A projector is essential in any conference table boardroom or home cinema. However it's not always in use and can get in the way, or be tempting to steal, when not needed.

Audipack projector Pop Up lift systems are the easy to install solution for this problem. They are available in three different sizes and are fully positioning.

To control the system other than relays contact, please select from the below list.

Ref. 261436 (Internal RF remote control set)

Ref. 261318 (Wall switch)













PROJECTOR POP UP LIFT SYSTEMS



Power supply:

110-230 VAC 50-60 Hz/24 VDC

- ▲ **Plug & Play**
- ▲ **Low maintenance**
- ▲ **Quick installation**
- ▲ **Silent motor drive**

Ref.	M-1-400	
Max. stroke in mm	400	 
Projector platform in mm	W 400 x D 500	
Construction height in mm	155	
Number of scissors	1	
Ref.	M-1-500	
Max. stroke in mm	500	 
Projector platform in mm	W 400 x D 600	
Construction height in mm	150	
Number of scissors	1	
Ref.	M-2-900	
Max. stroke in mm	900	 
Projector platform in mm	W 400 x D 600	
Construction height in mm	250	
Number of scissors	2	
Ref.	M-1-750	
Max. stroke in mm	750	 
Projector platform in mm	W 450 x D 900	
Construction height in mm	180	
Ref.	M-1-1000	
Max. stroke in mm	1000	 
Projector platform in mm	W 600 x D 1200	
Construction height in mm	180	
Ref.	M-1-1200	
Max. stroke in mm	1000	 
Projector platform in mm	W 600 x D 1200	
Construction height in mm	180	

Liftomatic® rental systems

for projectors

Above the crowd - with the Audipack Liftomatic®





Ease of *transport*,

ease of *Presentation!*



Liftomatics are the ideal all-in-one solution for transporting, lifting and presenting.

The only effort required is to remove the lid and connect the Liftomatic to a power outlet. The integrated lift raises the projector to its presentation position.

Using the Liftomatic reduces the risk of personal injury and equipment damage, as well as the time needed for installation. The integrated electric platform tilt mechanism allows the projector to be lined up perfectly with the projection screen.

- ▲ **Anti pinching security device**
- ▲ **Electric platform angle adjustment**
- ▲ **Low maintenance**
- ▲ **Supplied with rigid brake/swivel castors**



Integrated stabilizer
(Liftomatic HE-3000)



Control panel

MANUAL LIFTOMATIC®



Ref.	HM-2000
Max. lift height in mm	2000
Platform size in mm	W 520 x D 1010
Number of scissors	2
Mechanisme	manual hydraulic



Accessory compartment



Manual pump

The HM-2000 is a manual operated lift system in a flightcase.

The projector is positioned on top of the platform and with a build-in lever the hydraulic lift system can be operated.

LIFTOMATIC RENTAL SYSTEMS, ELECTRIC HYDRAULIC



Ref.	T-1900-19607
Max. lift height in mm	2050
Max. projector size in mm	W 650 x D 800 x H200 mm
Stabilizers	no
Number of scissors	3
Angle adjustment	-2 to +10 degrees
Mechanisme	electric



Ref.	T-1900-19608
Max. lift height in mm	2050
Max. projector size in mm	W 650 x D 800 x H250 mm
Stabilizers	no
Number of scissors	3
Angle adjustment	-2 to +10 degrees
Mechanisme	electric



Ref.	T-1900-18843
Max. lift height in mm	2050
Max. projector size in mm	W 650 x D 800 x H330 mm
Stabilizers	no
Number of scissors	3
Angle adjustment	-2 to +10 degrees
Mechanisme	electric



Ref.	T-1900-19552
Max. lift height in mm	2050
Max. projector size in mm	W 650 x D 800 x H420 mm
Stabilizers	no
Number of scissors	3
Angle adjustment	-2 to +10 degrees
Mechanisme	electric





LIFTOMATIC® RENTAL SYSTEMS, ELECTRIC HYDRAULIC



Ref.


Max. lift height in mm
Max. projector size in mm
Stabilizers
Number of scissors
Angle adjustment
Mechanism


HE-2000


2250
W 720 x D 1290 x H400 mm
no
2
-2 to +10 degrees
electric hydraulic




LIFTOMATIC RENTAL SYSTEMS, ELECTRIC HYDRAULIC



Ref.	HE-3000-19566	
Max. lift height in mm	3000	
Max. projector size in mm	W 750 x D 1400 x H500 mm	
Stabilizers	yes	
Number of scissors	3	
Angle adjustment	-2 to +10 degrees	
Mechanisme	electric hydraulic	

Ref.	HE-3000-19565	
Max. lift height in mm	3000	
Max. projector size in mm	W 750 x D 1400 x H400 mm	
Stabilizers	yes	
Number of scissors	3	
Angle adjustment	-2 to +10 degrees	
Mechanisme	electric hydraulic	

Ref.	HE-3000-19564	
Max. lift height in mm	3000	
Max. projector size in mm	W 750 x D 1400 x H300 mm	
Stabilizers	yes	
Number of scissors	3	
Angle adjustment	-2 to +10 degrees	
Mechanisme	electric hydraulic	





HE-3000 in combination with classic textframe for portrait projection

Rota-Kit®

rotates your projector

The Rota-Kit,

helps you position your projector in any direction with just one push of a button





ROTA-KIT®, ROTATE YOUR PROJECTOR

Rotate your projector

in every *direction*



Turn any room into a multi-functional space by rotating your projector.

Rota-Kit is an electric rotating system with 4 freely reprogrammable pre-set positions.

A contact control allows the projector to be rotated to one of the four preset positions, for flexibility of the projection direction.


Positions control:

- 2 Positions, by contact closure, RF remote or wal switch
- 3-4 positions only by contact closure or RS232

The Rota-Kit comes in three standard versions, with different tube

- ▲ **Accurate repositioning**
- ▲ **Compact system dimensions**
- ▲ **Slow start and slow stop motion**
- ▲ **Available in several lengths**

To install your projector to an Audipack product an additional projector mount is needed.
See "Projector mounts" section on page 121 for an overview of the available projector mounts.



Whether you need to rotate microphones, speakers, or other audio equipment with smoothness and precision, the PRK drive solution can meet your exacting demands.

With contact closure, RF remote or RS232 control, high-resolution positioning up to 4 positions, and top-quality components, our drive system can ensure repeatable and stable motion and positions.

ROTA-KIT

Connectivity: Contact relay, RS-232
Optional IR/RF remote



Power supply:

110-230 VAC 50-60 Hz/24 VDC

Ref.	PRK-250		
Built-in height in mm	200		
Tube length in mm	50	RS-232	MAX. 30
Dimensions in mm	W 373,3 x D 332 x H 250		
Connectivity	RS232, contact relay, optional RF remote		
Ref.	PRK-500		
Built-in height in mm	200		
Tube length in mm	300	RS-232	MAX. 30
Dimensions in mm	W 373,3 x D 332 x H 500		
Connectivity	RS232, contact relay, optional RF		
Ref.	PRK-750		
Built-in height in mm	200		
Tube length in mm	550	RS-232	MAX. 30
Dimensions in mm	W 373,3 x D 332 x H 750		
Connectivity	RS232, contact relay, optional RF remote		

ROTA-KIT XL

Ref.	PRK-500XL		
Built-in height in mm	200		
Tube length in mm	50	RS-232	MAX. 75
Dimensions in mm	W 424 x D 409 x H 500		
Connectivity	RS232, contact relay, optional RF remote		
Ref.	PRK-750XL		
Built-in height in mm	200		
Tube length in mm	300	RS-232	MAX. 75
Dimensions in mm	W 466 x D 409 x H 750		
Connectivity	RS232, contact relay, optional RF remote		



ACCESSORIES

REMOTE CONTROLS



Ref.
Suitable for

261436
External 1-channel RF remote set.
2 Positions only

261318
Wall switch
2 Positions only

SERVICE HATCHES

Internal hatch dimensions:
430 x 430 mm



Ref.

P1913

P5066

Transport- and Flightcases

Audipack specialises in manufacturing transport and flight cases for all kinds of products.

For rental and staging, endurance sports, events or personal use. Large flat panel, LED walls and other audio visual equipment, sales representative demo sets or professional racing teams. Anything is possible.





Audipack - the No.1

flightcase manufacturer

All Audipack flight cases are custom made and are available as a one off or series production.

Special features such as motorised or hydraulic lift systems and shock absorbers can be integrated into cases, which can even be made water resistant if required. All cases can be finished in specific colours with special graphics or logos to reinforce a corporate image.

The interior of a transport or flight case is one of the most important factors for the safe transport of your product. The ease of inserting and removing the item from the case is essential to its ergonomics. Audipack is an expert in creating advanced interiors. Audipack interiors are used in our own cases but can also be used in other case shells.

For the AV market Audipack has a vast range of case designs for all brands of flat panel, projectors, mixers and other equipment.

Flight and transport cases can be designed to your precise requirements, and to match other Audipack accessories. Audipack is unique in offering several different types of custom-made flight and transport cases.



Flightcase for 105 inch curved screen

Front loader flightcase for floor stands 700 and 900 series



PACKER®



The Packer is the top of the range in small, ultra-light, custom made portable cases. The perfect solution for transportation, presentation and demonstration of fragile or valuable products.

Max. load 8 kg
 Available as transport case
 Panel thickness 4 mm



TOPLINE®



The TOPLINE is a light and stylish case and offers the strength and durability normally associated with a conventional transport- and flightcase.

Max. load 35 kg
 Available as transport- and flightcase
 Panel thickness 7 mm



SOLID FRAME SF7



The SF7 also known as the Solid frame 7 is comparable with the construction method of the Topline Flightcase only suited with metal corner parts and finishings.

Max. load 35 kg
 Available as transport- and flightcase
 Panel thickness 7 mm













HEAVY DUTY FLIGHTCASES



This range of flightcases is mainly used in AV rental and pro-audio applications. From LED video walls to high end video camera's; the Audipack heavy duty flightcases stand for their job.

Available as transport- and flightcase
 Panel thickness 7-10-16-19 mm, depends on load



Type B  Hinged lid on top	Type BK  Detachable lids on top, front and back	Type E  Detachable lid on top, low body	Type K  Detachable lids on front and back	Type KM  Detachable lids on top, front and back
Type L  Detachable lid on front with loading ramp	Type M  Detachable lid on top, high body	Type J  Detachable lid on front	Type JM  Detachable lid on top and front	Type T  Detachable and dividable lid on top




Audipack flightcase colours, *samples are available on request*

Standard colours



Colours against additional costs



Smooth surface



Mandarine grain surface

The structure of the colour laminates is smooth.

Black and dark grey are available in smooth and mandarine grain versions.

There are several options for supporting corporate identities:

Screening

Audipack offers logo screening onto any size of case. The in-house silk screening process is incorporated into the manufacture of the case. A wide range of colour options, and 3-colour screening per image is available.



Engraving

An alternative way of displaying your company logo or safety symbols is engraving. With a CNC controlled production method, we can engrave directly onto the panels of the case. The advantage of this method is that the engraving is less prone to scratching. Engraving in a coloured finish is available.



Stickers

Audipack also offers custom vinyl stickers and digitally printed logos. Either supply us with the artwork or let us design it for you. From custom graphics to simple warning signs, we have the experience to design and apply with almost limitless design and colour options.



Standard product line

Audipack manufactures a vast array of transport & flightcases. In this chapter an overview of standardized items for floor stands and 19" equipment.

Contact us for custom solutions.



General specs:

- 10 mm body
- Recessed locks and grips
- Removable / hinged lids
- Locable castors
- 14 Standard colours
- Splash water proof

LOW TOP-LOADER FLIGHTCASES FOR FLOOR STANDS ONLY



Ref:	Floorstand no.	Case no.
	390701	FC-FS701T
	390702	FCFS-702T
	390705	FC-FS705T
	390901	FC-FS-901T
	390702	FC-FS-902T
	390921	FC-FS-921T
	390975T	FC-FS975T
	FS-811	FC-FS-801T
	FS-815	FC-FS-815T

TOP-LOADER FLIGHTCASES FOR FLOOR STANDS ONLY



Ref:	Floorstand no.	Case no.
2x	390701	FC-FS701D
2x	390702	FC-FS702D
2x	390901	FC-FS901D
2x	390902	FC-FS902D

FRONT-LOADER FLIGHTCASES FOR FLOOR STANDS



Ref:	Floorstand no.	Case no.
	390901	FC-FS-900F
	390905	FC-FS905F
	390942	FCFS-942F
	390975	FC-FS975T
	390775	FC-FS-775F

For every stand or screen a solution, didn't find what you are looking for? Just call us +31 79 5931 671



19" FLIGHTCASES



Ref:	Units	Case no.
	3U (3HE)	FC-03U500
	4U (3HE)	FC-04U500
	5U (3HE)	FC-05U500
	6U (3HE)	FC-06U500
	7U (3HE)	FC-07U500
	8U (3HE)	FC-08U500
	9U (3HE)	FC-09U500
	10U (3HE)	FC-10U500
	11U (3HE)	FC-10U500
	12U (3HE)	FC-10U500

General specs:

- 10 mm build
- Removable lids
- Front&back racking
- Recessed locks and grips
- Body depth 500 mm
- Lid depth 55 mm
- Optional
- Shock absorption
- Ventilation
- Wheels
- 14 Standard colours



For every stand or screen a solution, didn't find what you are looking for? Just call us +31 79 5931 671



Silent series

interpreter booths

Step into excellence with the Silent Series Interpreter Booth—the first and, in our opinion, the finest in the market. Merging traditional materials with modern techniques, this booth creates the perfect simultaneous interpretation environment. With optimal lighting, a soothing ambiance, and exceptional sound dampening, it redefines the interpretation experience. Reduce fatigue and elevate your working energy in a booth designed for peak performance. The Silent Series—where craftsmanship meets efficiency.

*Experience simplicity and convenience with our booths. Setting up is a breeze, cleaning is easy, and our booths feature a well-balanced ventilation system and dimmable lighting for a customized and comfortable environment. **Your ease and comfort are our top priorities.***



The **Silent Series** are

easy and quick to install




Enter the realm of excellence with the Silent Series Interpreter Booth—the pioneering and, in our opinion, unparalleled solution in the market.

Meticulously crafted by blending traditional materials with cutting-edge techniques, this booth sets the gold standard for simultaneous interpretation environments.

The Silent Series is not just a booth; it's a testament to our commitment to creating the optimal working environment. Traditional materials, expertly employed with modern precision, come together to form a seamless blend that enhances the functionality of the booth. The result is a space where simultaneous interpretation becomes an art form, with every detail meticulously crafted to perfection.

- ▲ **ISO 4043:2016 (latest version) approved**
- ▲ **CE / EMC / UKCA compliant**
- ▲ **Panoramic view windows**
- ▲ **Advanced cable management**
- ▲ **Quick installation**

One of the key features of the Silent Series is its remarkable sound dampening capabilities. The booth serves as a sanctuary, shielding interpreters from external distractions and ensuring crystal-clear communication. This not only enhances the quality of interpretation but also contributes to a serene working atmosphere, reducing fatigue and elevating the interpreter's energy throughout prolonged sessions.






In essence, the Silent Series Interpreter Booth is not just a tool; it's an experience. It goes beyond the functional requirements, embodying a commitment to excellence that transforms the act of simultaneous interpretation into a seamless, energizing, and highly efficient process. Elevate your interpretation experience with the Silent Series—the very first and, unequivocally, the very best in the market.

Experience the future of interpreter booths with Audipack's redesigned ventilation system for the Silent Booth.

Operating on low voltage, this innovative system seamlessly integrates power for the LED lighting, enhancing safety and eliminating short-circuit risks. The aerodynamically improved fans not only reduce sound levels but also minimize air noise, providing a quieter and more comfortable working environment. Now standard with every Audipack interpreter booth, this upgrade sets a new standard for efficiency and user experience.




Cable passage



LED light



Table



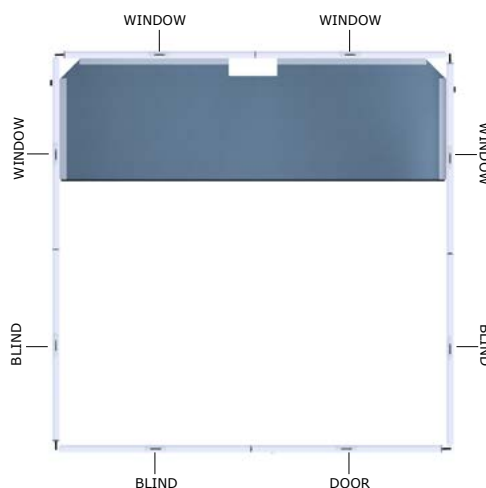
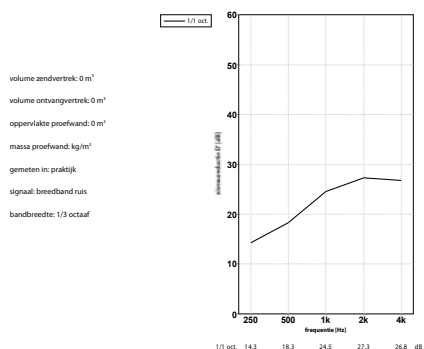
9600 SILENT SERIES, ISO 4043:2016, INTERPRETER BOOTH



Ref.	P220450
External dimensions in mm	W 1665 x D 1665 x H 2200 mm. incl. ventilation
Internal dimensions	W 1604 x D 1604 x H 2010 mm.
Weight incl. safety glass and table	210 Kg
Colour exterior	Light grey (approx. RAL 7042) Other colours available on request
Colour interior	Dark grey and white
Sound insulation capacity	Better than ISO 4043:2016
Number of booth parts incl. table	11
Table dimensions in mm	1600 x 500
Ventilation	Ventilation B2, detachable (height: 170 mm)
Lights	LED light
Door	The door can be positioned on any side of the booth except the table side



Silent series sound insulation capacity



9650 SILENT SERIES, ISO 4043:2016, INTERPRETER BOOTH



Ref.

External dimensions in mm
Internal dimensions
Weight incl. safety glass and table
Colour exterior

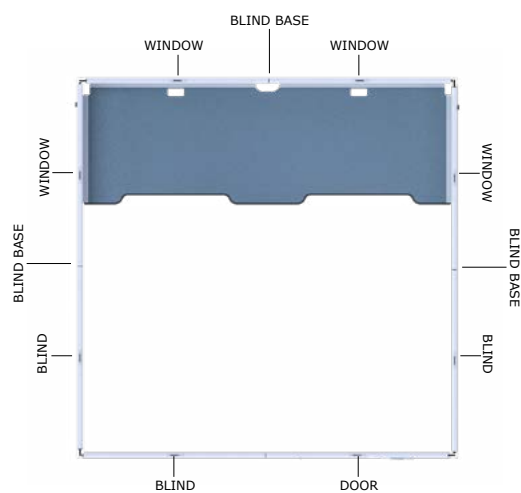
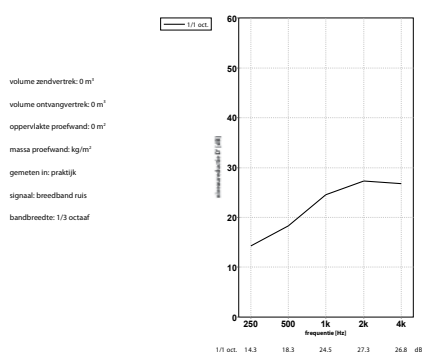
Colour interior
Sound insulation capacity
Number of booth parts incl. table
Table dimensions in mm
Ventilation
Lights
Door

P230167

W 2066 x D 2066 x H 2200 mm. incl. ventilation
W 2004 x D 2004 x H 2010 mm
225 Kg
Light grey (approx. RAL 7042)
Other colours available on request
Dark grey and white
Better than ISO 4043:2016
11
2000 x 600-650
Ventilation B2, detachable (height: 170 mm)
LED light
Option to either place the door at the left, right or at the back side of the cabin



Silent series sound insulation capacity



9700 SILENT SERIES, ISO 4043:2016, COMPACT IN TRANSPORT



Ref.

External dimensions in mm
Internal dimensions
Weight incl. safety glass and table
Colour exterior

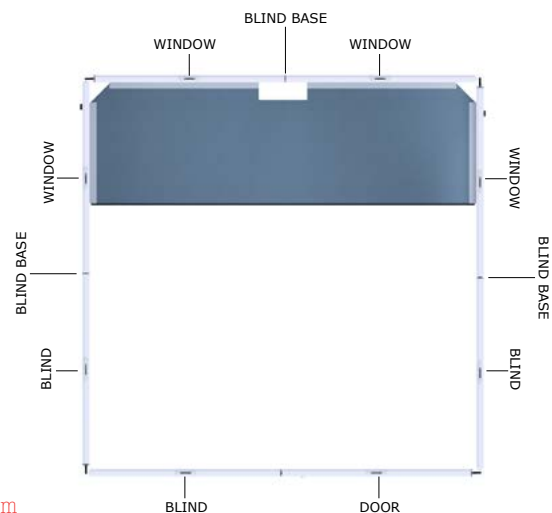
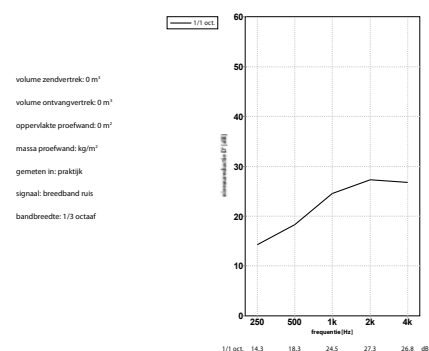
Colour interior
Sound insulation capacity
Number of booth parts incl. table
Table dimensions in mm
Including floor
Ventilation
Lights
Door

P220453

W 1665 x D 1665 x H 2200 mm. incl. ventilation
W 1604 x D 1604 x H 2010 mm
210 Kg
Light grey (approx. RAL 7042)
Other colours available on request
Dark grey and white
Better than ISO 4043:2016
16
1600 x 500
no
Ventilation B2, detachable (height: 170 mm)
LED light
Option to either place the door at the left, right or at the back side of the cabin



Silent series sound insulation capacity





Shown door is with optional extra window



9600 SILENT SERIES, 1 PERSON BOOTH



Ref.

Type
External dimensions in mm
Internal dimensions
Weight incl. safety glass and table
Colour

Sound insulation capacity
Number of booth parts incl. table and floor
Table dimensions in mm
Ventilation
Lights
Door

P220452

1 person booth
W 872 x D 1665 x H 2040/2200 mm incl. ventilation
W 811 x D 1604 x H 2010 mm.
150 Kg
Light grey (approx. RAL 7042)
Other colours available on request
Better than ISO 4043:2016
7
750 x 500
Ventilation B2, detachable (height: 170 mm)
LED light*
Option to either place the door at the left, right or at the back side of the cabin

ACCESSORIES

2 To 1 CONVERSION

Use an existing 2-person booth (P220450) and convert it to a single person with just 1 roof extension item.



Ref.

Suitable for Booth
Description

P210087

9600 (P220450)
Roof extension

FLIGHTCASES

Transport your interpreter booth nice and safe in a Audipack flightcase.



Ref.

Suitable for Booth
Description

15645

9600
Front loader


17495

9600 1 person
Front loader

19327

9700
Front loader (standing model)

ASSEMBLY AID



Ref.

P1866

P1769 trolley



Ref.

P6425 holder


P4624 CO² detector



AV Furniture

Audipack has an in-house furniture department

creating everything that offers added value for boardrooms and interiors



Project line **AV furniture**

Audipack Project-Line furniture has been one of Audipack's specialism for many years.

The Project-Line furniture range is individually designed, exclusively for you. Ideal whether you are looking for a single unique item or decorating the interior of an entire studio. Available as individual pieces or as a series.

Audipack specialises in high-quality commercial, studio and office furniture and can supply boardroom tables, commercial furniture, product displays, lecture stands and much more.



Design, functionality and durability are the main benefits. All furniture is manufactured to your individual taste and style and your requirements are our priority. We will incorporate any suggestions, shapes or designs to meet our customer's expectations.


Combine different facilities and standard or customised Audipack products to create a plug and play product such as furniture with built-in flat panel lift, video conferencing systems, or hideaways.





What makes Audipack different from a regular furniture designer and manufacturer?

With more than 40 years of experience in the AV market, Audipack is well known with the needs of the AV integrator. A furniture can be made, pretty from the outside, but for the integrator who is responsible for the equipment long-term; it needs more know-how on the inside of furniture. .




Furniture designed by Purple, AV integrator Bourgonje
4 x LG 55" transparent OLED



In short, we, designer, end-user, AV specialist and Audipack create a problem free presentation product where the end-user can rely on.





Project Honeywell US, Purple, Bourgonje


Furniture designed by Purple, AV integrator Bourgonje
4 x LG 55" transparent OLED



Project Honeywell US, Purple, Bourgonje

**Free standig minimalistic furniture
with integrated MS Studio 2**

In short, we, designer, end-user, AV specialist and Audipack grete a problem free presentation product were the end-user can rely on.





Specials and Projects

Audipack, designing your special projects

With almost 30 years of experience, Audipack can offer AV project management and project or product consultancy. Our specialist knowledge of product implementation can find you the best solution for any situation.

We will make products especially for you!

Our wide range of modern machinery and skills are at your disposal to create any type of bespoke product or solution.



AV special project solutions



2 independant up and down moving curved units with curved Oled.
(project Avex)

"What makes us set the alarm clock?"

Challenges are never problems, therefore we love creating solutions for applications and projects, thinking out of the box.


We will make products especially for you!

Our use of in-house electronics and production methods ensure that products are well built and reliable.

Audipack primarily uses self-designed electronic PCB's to ensure a high level of product control, from simple single motor drives to complex multi-directional products with safety features. We build in a way that allows external engineers to implement connection and control without the need for PLC (programmable logic controller) programming knowledge.

The basic elements of any Audipack solution are:


- ▲ **Cost efficiency**
- ▲ **Product durability**
- ▲ **Top class components**
- ▲ **User ergonomics**
- ▲ **Preventing product complexity**
- ▲ **Product design**
- ▲ **Product quality**



KPN retail stores, integrated videowall frames



1.5 Km seamless projection set-up



"An impressive project can only be made with impressive products"

For the city of Lyon, together with a French AV partner, Audipack has created a 1.5 Km seamless projection set-up with amongst 16K lumen projectors.

The specials designed outdoor housing not only protect the expensive and vulnerable projectors, but also protect them from external environmental influences. Together with special designed 3D adjustable ceiling mounts the housings are accurately installed for the best seamless result.

Not to forget the perfect service access for each projector. With a power drill activated drawer the projectors are pulled out under strict control; some projectors are installed under steep angles of more than 30 degrees in 2 or 3 axis.

Pedestrians, cyclists and public transportation travellers are being impressed with a fantastic engineered presentation with beautiful images and impressions.


Tamina canyon projection



Audipack and distributor Lang Baranday have advised and manufactured, special outdoor projector casings. The casings were used to install projectors in the Tamina canyon.

The Canyon is created by the water of the Tamina river by splitting the rocks for over 15.000 years. The canyon is a popular place where people can enjoy the Tamina water, which has a temperature of 36.5 degrees Celsius. The water is also being used for wellness purposes. The installed projectors create a unforgettable scene in the rock formation by projecting specials designed images on the rock walls. The purpose of the audio-visual enhancement is attract more visitors and to inform and show the visitors the history and the uses of the Tamina canyon.

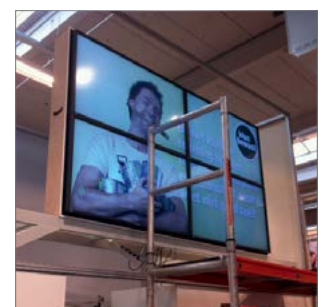
Gamma, the largest paint and DIY specialist of the Netherlands



In collaboration with Audipack, Mood Media has transformed all Gamma retail shops into some of the most innovative specialists for paint advice and selection.

Gamma selected Mood Media for the implementation of, among other things, 2 x 2 video walls in all shops. These video walls are used to display commercial content, but also for true colour imaging of colours selected by clients.

For this, Audipack developed a quick to install system that can also easily bring two panels forward for easier access. The Audipack solution included cabinets for the entire video wall to turn the complete system into an easy to install plug-and-play solution.





Audipack keeps environment and its inhabitants in mind, reduces and minimizes on energy consumption, emissions and waste.

Creates durable and lasting products using environmental and personal friendly non toxic adhesive materials and coatings.
 Manufacturing with recyclable products and materials,
 Resy packaging, RoHS compliant.



Product feature guide



Product available in black RAL 9005 or grey RAL 9006



Water resistant product or suitable for outdoor applications



Product in 2-tone colour



Product available in black RAL 9005 or grey RAL 9006 or white RAL 9016



Max. applicable load on product



Product with internal ventilation (possible thermostatic controlled)



Advised maximum applicable flat panel size



Air conditioned product (possible thermostatic controlled)



Product with angle adjustment



Electric heated product (possible thermostatic controlled)



Product manufactured from Stainless steel and or in combination with Aluminum AlMg3



Lockable



Product is possible controlled by RS-232 signal (Available from spring 2013)



Align



Tools required



Quick release



No tools required



Landscape and Portrait positioning

Audipack®

Industriestraat 2
2751 GT Moerkapelle
The Netherlands
+31 79 593 1671
Sales: audipack@audipack.com
Support: support@audipack.com
www.audipack.com

Your Audipack® Dealer



Inspiration &
Productguide

